

IPEDS 2024-25 Data Collection System

IPEDS HELP DESK (877) 225-2568 | ipedshelp@rti.org
OMB NO. 1850-0582 v.33 : Approval Expires 8/31/2027
User ID: P1879671

Cost II 2024-25

Institution: New Mexico Institute of Mining and Technology (187967)

User ID: P1879671

Overview

Cost Overview

The purpose of the Cost (CST) component is to collect information on student charges for Cost of Attendance estimates and to calculate an Average Net Price (ANP) for first-time, full-time undergraduate students to meet requirements of the Higher Education Act of 1965 (HEA), as amended. This component also collects information on tuition and fees for other groups of students.

Much of the data reported on CST appear on College Navigator, which is updated only one time after CST data have been reviewed by NCES. Therefore, any data reporting errors may stay on College Navigator for a full year.

Additionally, the ANP calculation has important implications for what students see about your institution, and also for the College Affordability and Transparency Center lists.

Data Reporting Reminder:

- Report data to accurately reflect the time period corresponding with the IPEDS survey component, even if such reporting is seemingly inconsistent with prior-year reporting.

Changes in reporting:

The following changes were made for the 2024-25 collection:

- This is a new survey component that will open in the Fall to allow Cost of Attendance (COA) data to be updated on College Navigator. The component will reopen in the Winter to collect selected information on financial aid awards to calculate an institutional Average Net Price (ANP), at which time COA data elements can be updated or corrected.
- Added questions to determine and make publicly available the information on whether postsecondary institutions ask for other financial information not on the FAFSA form and whether they collect asset data even when students qualify for having their assets exempted from the federal need analysis as this information required by the FAFSA Simplification Act.

Resources:

- To download the survey materials for this component: [Survey Materials](#)
- To access your prior year data submission for this component: [Reported Data](#)

If you have questions about completing this survey, please contact the IPEDS Help Desk at 1-877-225-2568.

Institution: New Mexico Institute of Mining and Technology (187967)

User ID: P1879671

Screening Questions

Data changed on this page cannot be saved and therefore will not be changed in the Winter Collection Periods.

1. Does your institution offer institutionally-controlled housing (on-campus and/or off-campus)?

If you answer **Yes** to this question, you will be expected to specify a housing capacity, and to report a housing charge or a combined food and housing charge.

- No
 Yes

Specify housing capacity for academic year 2024-25
2. Are all full-time, first-time degree/certificate-seeking students required to live on campus or in institutionally controlled housing?

This is only a screening question, and your response does not show up on College Navigator.

If you answer **Yes** to this question, you will not be asked to report off-campus food and housing in the cost of attendance. If you make **ANY** exceptions to this rule, please answer **No** so that this does not cause conflicts with the average net price calculation. Misreporting may lead to an inaccurate average net price calculation for your institution.

- No
 Yes, and we do not make **ANY** (even one) exceptions to this rule

3. Does your institution charge different tuition rates for in-district, in-state, or out-of-state students?

If you answer **Yes** to this question, you will be expected to report different tuition amounts for in-district, in-state, and out-of-state students (as applicable).

Only select **YES** if you charge different tuition by students' residence status. You should not select **YES** and then report the same tuition rate 3 times.

- No
 Yes, please check all tuition rates charged by your institution
- In-district
 In-state
 Out-of-state

4. Do you offer food or meal plans to your students?

If you answer **Yes** to this question, you will be expected to report a food charge or combined food and housing charge (C10).

- No
 Yes - Enter the number of meals per week for the meal plan with the largest number of meals available
- Yes - Number of meals per week can vary (e.g., students charge meals against a meal card)

5. Does your institution charge an application fee?

- No
 Yes - select checkboxes for the student level(s) that have an application fee and report the amount of application fee(s) in Section 1 Part A.
- Undergraduate programs
 Graduate programs (not including Doctor's-Professional practice)

6. For institutions that charge an application fee, can the application fee be waived for applicants that demonstrate financial need?

- No
 Yes (please indicate for which level(s) application fee can be waived)
- Undergraduate programs
 Graduate programs (not including Doctor's-Professional practice)

7. Indicate whether or not your institution participates in a Promise program.

- No
 Yes

8. Indicate whether or not any of the following alternative tuition plans are offered by your institution.

- No
 Yes [Check all that apply]
- Tuition guarantee
 Prepaid tuition plan
 Tuition payment plan
 Other (specify in box below)

9. For the purposes of awarding institutional financial aid, does your institution require asset information from students who qualify for the exemption from asset reporting on the FAFSA form?


- No
 Yes

10. For the purpose of awarding institutional financial aid, does your institution require additional financial information separate from the FAFSA form?

- No

Yes (please include a website link to where your institution's website explains what additional financial information is required.)

Link URL:


 You may use the box below to provide additional context for the data you have reported above. Context notes will be posted on the College Navigator website. Therefore, you should write all context notes using proper grammar (e.g., complete sentences with punctuation) and common language that can be easily understood by students and parents (e.g., spell out acronyms).


Institution: New Mexico Institute of Mining and Technology (187967)
Section 1 - Student Charges: Part A - Application fees

User ID: P1879671

Data changed on this page cannot be saved and therefore will not be changed in the Winter Collection Periods.

If the institution charges an application fee, indicate the amount.

	 Amount	Prior year
Undergraduate application fee	<input type="text" value="15"/>	15
Graduate application fee (not including Doctor's-Professional practice)	<input type="text" value="60"/>	60

 You may use the box below to provide additional context for the data you have reported above. Context notes will be posted on the College Navigator website. Therefore, you should write all context notes using proper grammar (e.g., complete sentences with punctuation) and common language that can be easily understood by students and parents (e.g., spell out acronyms).

Section 1 - Student Charges: Part B - Cost of attendance for full-time, first-time undergraduate students

Reporting Reminders:

- These data will be made available to the public on College Navigator. If your institution participates in any Title IV programs (Federal Pell Grant, Federal Direct Loan, etc.), all information must be reported.
- For current year amounts: Please enter the amounts below.
- For prior year amounts: Please review the amounts below for accuracy and consistency with your institution's records and edit if needed. These data will be made available to the public on College Navigator.
- Estimates of expenses for books and supplies, food and housing, and other expenses are those from the Cost of Attendance report used by the financial aid office in determining financial need.

Charges for full academic year	2021-22	2022-23	2023-24	2024-25			
Tuition and required fees:					<input type="checkbox"/> Tuition Guarantee (check only if applicable to entering students in 2024-25)	Guaranteed increase %	
<u>In-district</u>							
Tuition	7,031	7,664	7,664	7,894			<input type="checkbox"/>
Required fees	1,394	1,394	1,394	1,582			<input type="checkbox"/>
Tuition + fees total	8,425	9,058	9,058	9,476			
<u>In-state</u>							
Tuition	7,031	7,664	7,664	7,894	<input type="checkbox"/>		
Required fees	1,394	1,394	1,394	1,582	<input type="checkbox"/>		
Tuition + fees total	8,425	9,058	9,058	9,476			
<u>Out-of-state</u>							
Tuition	22,860	24,918	24,918	25,665	<input type="checkbox"/>		
Required fees	1,394	1,394	1,394	1,582	<input type="checkbox"/>		
Tuition + fees total	24,254	26,312	26,312	27,247			
<u>Books and supplies</u>	800	800	800	800			
On-campus:							
<u>Food and housing</u>	8,518	8,332	9,614	10,350			
<u>Other expenses</u>	3,450	<input checked="" type="checkbox"/> 4,878	5,728	5,728			
Food and housing and other expenses total	11,968	13,210	15,342	16,078			
Off-campus (not with family):							
<u>Food and housing</u>	8,518	8,332	9,614	10,350			
<u>Other expenses</u>	3,450	<input checked="" type="checkbox"/> 4,878	5,728	5,728			
Food and housing and other expenses total	11,968	13,210	15,342	16,078			
Off-campus (with family):							
<u>Food and housing</u>				<input checked="" type="checkbox"/> 4,452			
<u>Other expenses</u>	3,450	<input checked="" type="checkbox"/> 4,878	<input checked="" type="checkbox"/> 9,614	<input checked="" type="checkbox"/> 5,728			
Food and housing and other expenses total	3,450	4,878	9,614	10,180			

You may use the box below to provide additional context for the data you have reported above. Context notes will be posted on the College Navigator website. Therefore, you should write all context notes using proper grammar (e.g., complete sentences with punctuation) and common language that can be easily understood by students and parents (e.g., spell out acronyms).

- Non-applicable
- The Cost of Attendance varies by program.
- The Cost of Attendance or tuition and fee methodology changed from last year.
- We allow special Cost of Attendance allowance additions for some programs and student categories.
- Cost of Attendance updates are based on a recent (prior or current year) cost survey.
- Tuition and fees, and Cost of Attendance components vary by campus location.
- This is a U.S. Service Academy. All costs are covered, and students receive a stipend in exchange for a U.S. Armed Forces service commitment.
- First-year students must live on campus.
- The Tuition and Fees includes the estimated cost of a computer required for all students.
- The Tuition and Fees includes the cost of books and supplies.
- The Books and Supplies includes the estimated cost of a computer required for all students.

- The Cost of Attendance (COA) is based on a weighted average of student living arrangement categories while enrolled.
- The Cost of Attendance (COA) is based on a weighted average of costs for all students across Title IV eligible programs.

Other

Section 1 - Student Charges: Part C - Tuition and Required Fees by Level (Undergraduate and Graduate [not including Doctor's-Professional practice])

Data changed on this page cannot be saved and therefore will not be changed in the Winter Collection Periods.

When reporting for graduate students, **do not include** tuition for Doctor's-Professional students. This will be collected separately.

Average tuition and required fees to all students in each category for the full academic year 2024-25 should be included (not just first-time, full-time undergraduate students).						
Undergraduate students (all)	In-district	Prior year	In-state	Prior year	Out-of-state	Prior year
Full-time						
<u>Tuition</u>	7,894	7,664	7,894	7,664	25,665	24,918
<u>Required fees</u>	1,582	1,394	1,582	1,394	1,582	1,394
Part-time						
<u>Tuition (per credit hour charges)</u>	329	319	329	319	1,069	1,038
<u>Required fees</u>	1,225		1,225		1,225	
Graduate students (not including Doctor's-Professional practice)	In-district	Prior year	In-state	Prior year	Out-of-state	Prior year
Full-time						
<u>Tuition</u>	8,245	8,005	8,245	8,005	27,273	26,479
<u>Required fees</u>	1,562	1,373	1,562	1,373	1,562	1,373
Part-time						
<u>Tuition (per credit hour charges)</u>	458	445	458	445	1,515	1,471
<u>Required fees</u>	1,215		1,215		1,215	

You may use the box below to provide additional context for the data you have reported above. Context notes will be posted on the College Navigator website. Therefore, you should write all context notes using proper grammar (e.g., complete sentences with punctuation) and common language that can be easily understood by students and parents (e.g., spell out acronyms).

The Required Fees for part-time students at either the undergrad or graduate level are variable, depending upon the number of credit hours taken.
 The Required Fees shown above for PT undergraduates are an estimate per academic year, based on a 6-credit-hour load per term.
 The Required Fees shown above for PT graduate students are an estimate per academic year, based on a 6-credit-hour load per term.

Section 1 - Student Charges: Part E - Food and Housing

Data changed on this page cannot be saved and therefore will not be changed in the Winter Collection Periods.

What are the typical food and housing charges for a student for the full academic year 2024-25?

If your institution offers food or housing at no charge to students, enter zero.

If you report food and housing separately, leave the combined charge blank. If you report a combined charge, leave the food and housing charges blank.

Food and Housing charges	Amount	Prior year
i Housing charge (Double occupancy)	<input type="text" value="4,462"/>	
i Food charge (Maximum plan)	<input type="text" value="4,950"/>	
Combined food and housing charge (Answer only if you CANNOT separate food and housing charges.)	<input type="text" value="N/A"/>	9,614

You may use the box below to provide additional context for the data you have reported above. Context notes will be posted on the College Navigator website. Therefore, you should write all context notes using proper grammar (e.g., complete sentences with punctuation) and common language that can be easily understood by students and parents (e.g., spell out acronyms).

Institution: New Mexico Institute of Mining and Technology (187967)

User ID: P1879671

Section 2 - Financial Aid Data : Part A - Establish Your Student Counts

Part A - Establish Your Student Counts

Instructions:

In the fields below, report the number of full-time, first-time degree/certificate-seeking undergraduate students enrolled in Fall 2023.

Reporting Reminders:

- Part A establishes student counts.
- The numbers on this screen are carried forward to other parts of the Cost survey component and checked for consistency with data reported in other survey components.

		CURRENT REPORTED DATA		PRIOR REPORTED DATA
		Fall 2023		Fall 2022
01	All full-time, first-time degree/certificate-seeking undergraduate students	<input checked="" type="checkbox"/>	<input type="text" value="222"/>	299
02	Of those on line 01, those (paying the lower of in-state or in-district tuition rate) who were awarded grant or scholarship aid from the federal government, state/local government, or the institution		<input type="text" value="215"/>	290
03	Of those on line 01, those (paying the lower of in-state or in-district tuition rate) who were awarded any <u>Title IV federal student aid</u>	<input checked="" type="checkbox"/>	<input type="text" value="123"/>	178

Institution: New Mexico Institute of Mining and Technology (187967)

User ID: P1879671

Section 2 - Financial Aid Data: Part B - full-time, first-time degree/certificate-seeking undergraduate students

Part B – Number of full-time, first-time degree/certificate-seeking undergraduate students paying different tuition rates

Instructions:

- In the fields below, report the number of full-time, first-time degree/certificate-seeking undergraduate students enrolled in Fall 2023 paying the lower of in-state or in-district tuition rate. If your institution does not offer different rates, report all students as paying in-state tuition rates.

Information from Part A		Fall 2023		
01	Full-time, first-time degree/certificate-seeking undergraduate students (This number is carried forward from Part A, Line 01)	222		
Full-time, first-time students:		YOUR CURRENT YEAR DATA		YOUR PRIOR YEAR DATA
		Fall 2023		Fall 2022
		Number of students	Percentage of students	Percentage of students
02	<u>paying in-district tuition rates</u>	<input type="text" value="0"/>	0	0
03	<u>paying in-state tuition rates</u>	<input type="text" value="217"/>	98	98
04	<u>paying out-of-state tuition rates</u>	<input type="text" value="5"/>	2	2
05	Unknown (calculated value) This value is calculated using the following formula: [Line 01-(Line 02 +Line 03 +Line 04)]	0	0	0


Section 2 - Financial Aid Data: Part C - full-time, first-time degree/certificate-seeking undergraduate students Awarded Grant & Scholarship Aid

Part C - Enter information about full-time, first-time degree/certificate-seeking undergraduate students paying the lower of in-state or in-district tuition rate who were awarded grant or scholarship aid from the following sources: the federal government, state/local government, or the institution

Reporting Reminders:

- **The information you report in this part will be used in Section 3 to calculate an institutional average net price (ANP)**
- Do not include students who received HEERF grants only.
- For this part, report:
 - **Students:** Full-time, first-time degree/certificate-seeking undergraduate students enrolled in Fall 2023 for the 2023-24 academic year as defined by the institution paying the lower of in-state or in-district tuition rate who were awarded grant or scholarship aid from the following sources: the federal government, state/local government, or the institution (Do not include students awarded only grant or scholarship aid from private or other sources, or students awarded only non-grant aid)
 - **Aid Types:** Grant or scholarship aid from the federal government, state/local government, and/or the institution. (Do not include grant or scholarship aid from private or other sources, parent PLUS loans, federal student loans, private loans, HEERF grants, and/or Federal Work Study amounts)
 - **Award period:** Any time during academic year 2023-24, including cross-over financial aid award periods assigned to the 2023-24 academic year.

Information from Part A:		PRIOR REPORTED DATA Fall 2021	PRIOR REPORTED DATA Fall 2022	CURRENT REPORTED DATA Fall 2023
01	Full-time, first-time degree/certificate-seeking undergraduate students paying the lower of in-state or in-district tuition rate who were awarded grant or scholarship aid from the following sources: the federal government, state/local government, or the institution (This number is carried forward from Part A, Line 02)	289	290	215
Report the number of these students from Part A, Line 02 with the following living arrangements:		PRIOR REPORTED DATA Fall 2021	PRIOR REPORTED DATA Fall 2022	CURRENT REPORTED DATA Fall 2023
02	<u>On-campus</u>	232	256	201
03	<u>Off-campus (with family)</u>	12	9	6
04	<u>Off-campus (not with family)</u>	15	12	5
05	Unknown (calculated) This value is calculated using the following formula: Line 01 - (Line 02 +Line 03 +Line 04)	30	13	3
06	Report the total amount of grant or scholarship aid from the federal government, state/local government, or the institution awarded to these students. Do not include HEERF grants.	Award period 2021-22 2,996,752	Award period 2022-23 3,962,515	Award period 2023-24 2,899,639
07	Average grant or scholarship aid from the federal government, state/local government, or the institution awarded to full-time, first-time degree/certificate undergraduate students (calculated value). This value is calculated using the following formula: Line 06/Line 01	10,369	<input checked="" type="checkbox"/> 13,664	13,487

 You may use the box below to provide additional context for the data you have reported above. Context notes will be posted on the College Navigator website. Therefore, you should write all context notes using proper grammar (e.g., complete sentences with punctuation) and common language that can be easily understood by students and parents (e.g., spell out acronyms).

Section 2 - Financial Aid Data: Part D - full-time, first-time degree/certificate-seeking undergraduate students Awarded Title IV Aid

Full-time, first-time degree/certificate-seeking undergraduate students paying the lower of in-state or in-district tuition rate awarded any Title IV federal student aid.

Reporting Reminders:

- The information you report in this part will be used in Section 3 to calculate an institutional average net price (ANP) by income level.
- Do not include students who received HEERF grants only.
- For this part, report:
 - **Students:** Full-time, first-time degree/certificate-seeking undergraduate students enrolled Fall 2023 for the 2023-24 academic year as defined by the institution paying the lower of in-state or in-district tuition rate who were awarded any Title IV federal student aid


Information from Part A:		PRIOR REPORTED DATA Fall 2021	PRIOR REPORTED DATA Fall 2022	CURRENT REPORTED DATA Fall 2023
01	Full-time, first-time degree/certificate-seeking undergraduate students paying the lower of in-state or in-district tuition rate who were awarded any Title IV federal student aid (This number is carried forward from Part A, Line 03) Report the number of these students with the following living arrangements:	<input type="text" value="111"/>	<input checked="" type="checkbox"/> <input type="text" value="178"/>	<input type="text" value="123"/>
Report the number of these students from Part A, Line 01 with the following living arrangements:		PRIOR REPORTED DATA Fall 2021	PRIOR REPORTED DATA Fall 2022	CURRENT REPORTED DATA Fall 2023
		2021-22	2022-23	2023-24
02	<u>On-campus</u>	<input type="text" value="95"/>	<input checked="" type="checkbox"/> <input type="text" value="155"/>	<input type="text" value="115"/>
03	<u>Off-campus (with family)</u>	<input type="text" value="8"/>	<input type="text" value="4"/>	<input type="text" value="5"/>
04	<u>Off-campus (not with family)</u>	<input type="text" value="8"/>	<input type="text" value="11"/>	<input type="text" value="3"/>
05	Unknown (calculated) This value is calculated using the formula: [Line 01 - (Line 02 +Line 03 + Line 04)]	<input type="text" value="0"/>	<input type="text" value="8"/>	<input type="text" value="0"/>

Full-Time, First-Time Degree/Certificate Undergraduates Awarded Title IV Aid				
	Number of students awarded any Title IV aid	Of those in Column 1, the number awarded any grant or scholarship aid from the following sources: the federal government, state/local government, or the institution	For those in Column 1, the total amount of grant or scholarship aid awarded from the following sources: the federal government, state/local government, or the institution	i Average amount of federal, state/local, and institutional grant or scholarship aid awarded to students in Column 1
2021-22				
Income level	Col. 1	Col. 2	Col. 3	Col. 4
01 \$0-30,000	<input type="text" value="45"/>	<input type="text" value="45"/>	<input checked="" type="checkbox"/> <input type="text" value="785,318"/>	<input type="text" value="17,452"/>
02 \$30,001-48,000	<input type="text" value="36"/>	<input type="text" value="36"/>	<input checked="" type="checkbox"/> <input type="text" value="576,503"/>	<input type="text" value="16,014"/>
03 \$48,001-75,000	<input type="text" value="21"/>	<input type="text" value="21"/>	<input type="text" value="243,503"/>	<input type="text" value="11,595"/>
04 \$75,001-110,000	<input type="text" value="7"/>	<input type="text" value="7"/>	<input type="text" value="65,976"/>	<input type="text" value="9,425"/>
05 \$110,001 and more	<input type="text" value="2"/>	<input type="text" value="2"/>	<input type="text" value="9,000"/>	<input type="text" value="4,500"/>
06 Total all income levels	<input type="text" value="111"/>	<input type="text" value="111"/>	<input type="text" value="1,680,300"/>	<input type="text" value="15,138"/>

	Number of students awarded any Title IV aid	Of those in Column 1, the number awarded any grant or scholarship aid from the following sources: the federal government, state/local government, or the institution	For those in Column 1, the total amount of grant or scholarship aid awarded from the following sources: the federal government, state/local government, or the institution	i Average amount of federal, state/local, and institutional grant or scholarship aid awarded to students in Column 1
2022-23				
Income level	Col. 1	Col. 2	Col. 3	Col. 4
01 \$0-30,000	<input type="text" value="42"/>	<input type="text" value="42"/>	<input checked="" type="checkbox"/> <input type="text" value="793,866"/>	<input type="text" value="18,902"/>
02 \$30,001-48,000	<input type="text" value="36"/>	<input type="text" value="36"/>	<input checked="" type="checkbox"/> <input type="text" value="640,989"/>	<input type="text" value="17,805"/>
03 \$48,001-75,000	<input type="text" value="26"/>	<input type="text" value="26"/>	<input type="text" value="369,087"/>	<input type="text" value="14,196"/>
04 \$75,001-110,000	<input type="text" value="23"/>	<input type="text" value="23"/>	<input type="text" value="252,184"/>	<input type="text" value="10,965"/>
05 \$110,001 and more	<input type="text" value="51"/>	<input type="text" value="50"/>	<input type="text" value="543,922"/>	<input type="text" value="10,665"/>
06 Total all income levels	<input checked="" type="checkbox"/> <input type="text" value="178"/>	<input checked="" type="checkbox"/> <input type="text" value="177"/>	<input checked="" type="checkbox"/> <input type="text" value="2,600,048"/>	<input type="text" value="14,607"/>

	Number of students awarded any Title IV aid	Of those in Column 1, the number awarded any grant or scholarship aid from the following sources: the federal government, state/local government, or the institution	For those in Column 1, the total amount of grant or scholarship aid awarded from the following sources: the federal government, state/local government, or the institution	i Average amount of federal, state/local, and institutional grant or scholarship aid awarded to students in Column 1
2023-24				
Income level	Col. 1	Col. 2	Col. 3	Col. 4

01	\$0-30,000	<input type="text" value="28"/>	<input type="text" value="28"/>	<input checked="" type="checkbox"/>	<input type="text" value="555,255"/>	19,831
02	\$30,001-48,000	<input type="text" value="24"/>	<input type="text" value="24"/>		<input type="text" value="415,846"/>	17,327
03	\$48,001-75,000	<input type="text" value="27"/>	<input type="text" value="27"/>		<input type="text" value="401,257"/>	14,861
04	\$75,001-110,000	<input type="text" value="17"/>	<input type="text" value="17"/>		<input type="text" value="173,632"/>	<input checked="" type="checkbox"/> 10,214
05	\$110,001 and more	<input type="text" value="27"/>	<input type="text" value="27"/>		<input type="text" value="310,578"/>	11,503
06	Total all income levels	<input checked="" type="checkbox"/> 123	123		<input checked="" type="checkbox"/> 1,856,568	15,094

 You may use the box below to provide additional context for the data you have reported above. Context notes will be posted on the College Navigator website. Therefore, you should write all context notes using proper grammar (e.g., complete sentences with punctuation) and common language that can be easily understood by students and parents (e.g., spell out acronyms).

Institution: New Mexico Institute of Mining and Technology (187967)

User ID: P1879671

Section 3 - Average Net Price: Part A - Net Price for full-time, first-time degree/certificate-seeking undergraduate students Awarded Grant & Scholarship Aid

Part A – Average net price calculation for full-time, first-time degree/certificate-seeking undergraduate students paying the lower of in-state or in-district tuition rate awarded grant or scholarship aid from the federal government, state/local government, or the institution

Note:

- The following average net price (ANP) values are calculated by the IPEDS Data Collection System and based on Cost of Attendance (COA) and selected financial aid information reported in Sections 1 and 2, respectively, of the Cost survey component. For more information about the data your institution reported in Sections 1 and 2, please contact your institution's IPEDS Keyholder.

Cost of attendance components		PRIOR REPORTED DATA	PRIOR REPORTED DATA	CURRENT REPORTED DATA
		2021-22	2022-23	2023-24
01	Tuition and required fees (lower of in-state or in-district tuition rate)	8,425	9,058	9,058
02	Books and supplies	800	800	800
Food and housing and other expenses by living arrangement				
03	On-campus	11,968	13,210	15,342
04	Off-campus (with family)	3,450	4,878	9,614
05	Off-campus (not with family)	11,968	13,210	15,342
Number of these students by living arrangement		PRIOR REPORTED DATA	PRIOR REPORTED DATA	CURRENT REPORTED DATA
		2021-22	2022-23	2023-24
06	On-campus	232	256	201
07	Off-campus (with family)	12	9	6
08	Off-campus (not with family)	15	12	5
09	Unknown	30	13	3
10	Weighted average for food and housing and other expenses by number of students for each living arrangement (excluding unknown values) See instructions for the formula for this calculation	11,573	12,939	15,180
11	Total cost of attendance This value is calculated using the following formula: [Line 01 + Line 02 + Line 10]	20,798	22,797	25,038
12	Average amount of grant or scholarship aid awarded to these students from the following sources: the federal government, state/local government, and the institution	10,369	13,664	13,487
13	Average institutional net price for these students This value is calculated using the following formula: [Line 11 - Line 12]	10,429	9,133	11,551
As required by the Higher Education Act of 1965, as amended, these amounts will be posted on the U.S. Department of Education's College Navigator website and used in the U.S. Department of Education's College Affordability and Transparency Lists.				

You may use the box below to provide additional context for the data you have reported above. Context notes will be posted on the College Navigator website. Therefore, you should write all context notes using proper grammar (e.g., complete sentences with punctuation) and common language that can be easily understood by students and parents (e.g., spell out acronyms).

Section 3 - Average Net Price: Part B - Net Price for full-time, first-time degree/certificate-seeking undergraduate students Awarded Title IV Aid

Net Price Calculation for Full-time, first-time degree/certificate-seeking undergraduate students awarded any Title IV federal student aid.

Note:

- The following average net price (ANP) values are calculated by the IPEDS Data Collection System and based on Cost of Attendance (COA) and selected financial aid information reported in Sections 1 and 2, respectively, of the Cost survey component. For more information about the data your institution reported in Sections 1 and 2, please contact your institution's IPEDS Keyholder.

Cost of attendance of components		PRIOR REPORTED DATA	PRIOR REPORTED DATA	CURRENT REPORTED DATA
		2021-22	2022-23	2023-24
01	Tuition and required fees (lower of in-state or in-district tuition rate)	8,425	9,058	9,058
02	Books and supplies	800	800	800
Food and housing and other expenses by living arrangement				
03	On-campus	11,968	13,210	15,342
04	Off-campus (with family)	3,450	4,878	9,614
05	Off-campus (not with family)	11,968	13,210	15,342
Number of these students by living arrangement		PRIOR REPORTED DATA	PRIOR REPORTED DATA	CURRENT REPORTED DATA
		2021-22	2022-23	2023-24
06	On-campus	95	155	115
07	Off-campus (with family)	8	4	5
08	Off-campus (not with family)	8	11	3
09	Unknown	0	8	0
10	Weighted average for food and housing and other expenses by number of students for each living arrangement (excluding unknown values) See instructions for the formula for this calculation	11,354	13,014	15,109
11	Total cost of attendance This value is calculated using the following formula: [G01+G02+G10]	20,579	22,872	24,967
12	Average amount of grant or scholarship aid awarded to these students from the following sources: the federal government, state/local government, and the institution			
13	\$0-30,000	17,452	18,902	19,831
14	\$30,001-48,000	16,014	17,805	17,327
15	\$48,001-75,000	11,595	14,196	14,861
16	\$75,001-110,000	9,425	10,965	10,214
17	\$110,001 and more	4,500	10,665	11,503
18	Total all income levels	15,138	14,607	15,094
Average institutional net price for full-time, first-time degree/certificate-seeking undergraduate students (paying the lower of in-state or in-district tuition rate) who were awarded any Title IV federal student aid by income level. This value is calculated using the following formula: [Line 11-(Line 13 through 18, respectively)]				
19	\$0-30,000	3,127	3,970	5,136
20	\$30,001-48,000	4,565	5,067	7,640
21	\$48,001-75,000	8,984	8,676	10,106
22	\$75,001-110,000	11,154	11,907	14,753
23	\$110,001 and more	16,079	12,207	13,464
24	Total all income levels	5,441	8,265	9,873

As required by the Higher Education Act of 1965, as amended, these amounts will be posted on the U.S. Department of Education's College Navigator website.

You may use the box below to provide additional context for the data you have reported above. Context notes will be posted on the College Navigator website. Therefore, you should write all context notes using proper grammar (e.g., complete sentences with punctuation) and common language that can be easily understood by students and parents (e.g., spell out acronyms).

Institution: New Mexico Institute of Mining and Technology (187967)

User ID: P1879671

Prepared by

Prepared by

Reporting Reminders:

- The name of the preparer is being collected so that we can follow up with the appropriate person in the event that there are questions concerning the data.
- The Keyholder will be copied on all email correspondence to other preparers.
- The time it took to prepare this component is being collected so that we can continue to improve our estimate of the reporting burden associated with IPEDS.
- Please include in your estimate the time it took for you to review instructions, query and search data sources, complete and review the component, and submit the data through the Data Collection System.
- Thank you for your assistance.

This survey component was prepared by:			
<input checked="" type="radio"/>	Keyholder	<input type="radio"/>	SFA Contact
<input type="radio"/>	Finance Contact	<input type="radio"/>	Academic Library Contact
<input type="radio"/>		<input type="radio"/>	HR Contact
<input type="radio"/>		<input type="radio"/>	Other
Name:	<input type="text" value="Stephon Moore"/>		
Email:	<input type="text" value="steph.moore@nmt.edu"/>		

How many staff from your institution only were involved in the data collection and reporting process of this survey component?
<input type="text" value="1.00"/> Number of Staff (including yourself)

How many hours did you and others from your institution only spend on each of the steps below when responding to this survey component? <i>Exclude the hours spent collecting data for state and other reporting purposes.</i>				
Staff member	Collecting Data Needed	Revising Data to Match IPEDS Requirements	Entering Data	Revising and Locking Data
Your office	<input type="text" value="24.00"/> hours	<input type="text" value="4.00"/> hours	<input type="text" value="2.00"/> hours	<input type="text" value="4.00"/> hours
Other offices	<input type="text"/> hours	<input type="text"/> hours	<input type="text"/> hours	<input type="text"/> hours

Summary

Cost I Component Summary

The purpose of this summary is to provide you an opportunity to view some of the data that, when accepted through the IPEDS quality control process, will appear on the [College Navigator](#) website and/or your institution's Data Feedback Report (DFR). In addition, all data reported in IPEDS survey components become publicly available through the [IPEDS Use the Data](#) and appear as aggregated statistics in various Department of Education reports. [College Navigator](#) is updated approximately three months after the data collection period closes and DFRs will be available through the [IPEDS Use the Data](#) and sent to your institution's CEO at the end of 2025.

Please review your data for accuracy. If you have questions about the data displayed below or after reviewing the data reported on the survey screens, please contact the IPEDS Help Desk at: 1-877-225-2568 or ipedshelp@rti.org.

GENERAL INFORMATION	
Reporter Type	Academic
Calendar System	Semester Postsecondary awards, certificates, or diplomas of 300-899 clock hours...
Award Levels Offered	Associate's degree Bachelor's degree Postbaccalaureate certificate Master's degree Doctor's degree - research/scholarship Full-time Undergraduate
Levels of Enrollment Offered	Full-time First-time, degree/certificate-seeking Undergraduate Full-time Graduate (not including doctor's professional) Part-time Undergraduate Part-time First-time, degree/certificate-seeking Undergraduate Part-time Graduate (not including doctor's professional)
System	No system

PRICING INFORMATION					
Alternative Tuition Plans		Tuition payment plan			
Promise program		No			
Full-time Undergraduate Tuition and Fees					
	Average full-time undergraduate student tuition and fees for academic year 2024-25	Tuition		Fees	
	In-state	7,894		1,582	
	Out-of-state	25,665		1,582	
Full-time Graduate Tuition and Fees					
	Average full-time graduate student tuition and fees for academic year 2024-25	Tuition		Fees	
	In-state	8,245		1,562	
	Out-of-state	27,273		1,562	
First-time, Full-time Undergraduate Cost of Attendance					
	Estimated expenses for academic year	2021-22	2022-23	2023-24	2024-25
	In-state tuition and fees	8,425	9,058	9,058	9,476
	Out-of-state tuition and fees	24,254	26,312	26,312	27,247
	Books and supplies	800	800	800	800
	On-campus food and housing	8,518	8,332	9,614	10,350
	On-campus other expenses	3,450	4,878	5,728	5,728
	Off-campus food and housing	8,518	8,332	9,614	10,350
	Off-campus other expenses	3,450	4,878	5,728	5,728
	Off-campus with family food and housing				4,452
	Off-campus with family other expenses	3,450	4,878	9,614	5,728

Average Net Price				
		2021-22	2022-23	2023-24
Average institutional net price for Full-time, first-time degree/certificate-seeking undergraduate students paying the lower of in-state or in-district tuition rate for public institutions who were awarded grant or scholarship aid from the federal government, state/local government, or the institution		10,429	9,133	11,551
Average institutional net price for full-time, first-time degree/certificate-seeking undergraduate students paying the lower of in-state or in-district tuition rate for public institutions who were awarded any Title IV federal student aid by income level.				
	\$0-30,000	3,127	3,970	5,136
	\$30,001-48,000	4,565	5,067	7,640
	\$48,001-75,000	8,984	8,676	10,106

	\$75,001-110,000	11,154	11,907	14,753
	\$110,001 and more	16,079	12,207	13,464
	Total all income levels	5,441	8,265	9,873

Edit Report

Cost II

Source	Description	Severity	Resolved	Options
Screen: Section 1 - Student Charges: Part B - Cost of attendance for full-time, first-time undergraduate students				
Screen Entry	This value is expected to be within 20% of the prior year amount. Please correct your data or explain. (Error #11110) This edit and explanation were retained from the prior year (for reference) and do not need to be re-explained in the current year edit report.	Explanation	Yes	
Reason	NMT calculates Other Expenses by gathering monthly expense data from its students, then multiplying the average of that data by 9 months. This year's calculation was then multiplied by 1.2 to account for energy inflation costs in the current academic year.			
Screen Entry	This value is expected to be within 20% of the prior year amount. Please correct your data or explain. (Error #11110) This edit and explanation were retained from the prior year (for reference) and do not need to be re-explained in the current year edit report.	Explanation	Yes	
Reason	NMT calculates Other Expenses by gathering monthly expense data from its students, then multiplying the average of that data by 9 months. This year's calculation was then multiplied by 1.2 to account for energy inflation costs in the current academic year.			
Screen Entry	This value is expected to be within 20% of the prior year amount. Please correct your data or explain. (Error #11110) This edit and explanation were retained from the prior year (for reference) and do not need to be re-explained in the current year edit report.	Explanation	Yes	
Reason	NMT calculates Other Expenses by gathering monthly expense data from its students, then multiplying the average of that data by 9 months. This year's calculation was then multiplied by 1.2 to account for energy inflation costs in the current academic year.			
Screen Entry	This value is expected to be within 20% of the prior year amount. Please correct your data or explain. (Error #11110) This edit and explanation were retained from the prior year (for reference) and do not need to be re-explained in the current year edit report.	Explanation	Yes	
Reason	The combined food and housing charge (for students both on-campus and off-campus) reported here comes from NMT's Undergraduate Cost of Attendance for 2023-24, which can be viewed at the following webpage: https://www.nmt.edu/finaid/tuition.php			
Screen Entry	This value is expected to be within 25% of the prior year amount. Please correct your data or explain. (Error #11109)	Explanation	Yes	
Reason	The previous year's data in this field should be \$5,728. Not sure what happened in the data entry process for last year.			
Screen Entry	For students living Off-Campus (with family), any charges reported for food and housing are expected to be small, as it is assumed that students living at home with parents will be responsible for minimal food and housing costs. Please review your student financial aid budget(s), and if this amount is determined to be correct, please provide an explanation for the value reported. Otherwise, please revise your data. (Error #11564)	Explanation	Yes	
Reason	The value shown for students living off-campus with family is approximately 43 percent of the amount shown for food/housing for students living on-campus or off-campus. This value was calculated and published by our Financial Aid office.			
Screen: Section 2 - Financial Aid Data : Part A - Establish Your Student Counts				
Screen Entry	The number entered is outside the expected range of between 125 and 231 when compared with the prior year value. Please correct your data or explain. (Error #7175)	Explanation	Yes	
Reason	We had a lower enrollment in Fall 2023 than in previous year.			
Screen Entry	The number entered is outside the expected range of between 240 and 358 when compared with the prior year value. Please correct your data or explain. (Error #7121)	Explanation	Yes	
Reason	We had a lower Fall 2023 enrollment than the previous year.			
Screen: Section 2 - Financial Aid Data: Part C - full-time, first-time degree/certificate-seeking undergraduate students Awarded Grant & Scholarship Aid				
Perform Edits	The values reported for the number of FTFT awarded Grant & Scholarship Aid students in 2022-23 and the total amount of aid they were awarded (Section 2 - Part C, line 06) make the average amount of aid awarded to these students outside the expected range of between 7,259 and 13,479 when compared with the prior year value. Please correct your data or explain. (Error #7327) This edit and explanation were retained from the prior year (for reference) and do not need to be re-explained in the current year edit report.	Explanation	Yes	
Reason	The headcount of New Mexico Opportunity scholarship recipients went from 67 in Fall 2021 to 268 in Fall 2022. This increase in recipients also accounts for the increase in total grant/scholarship amounts awarded in Fall 2022.			
Screen: Section 2 - Financial Aid Data: Part D - full-time, first-time degree/certificate-seeking undergraduate students Awarded Title IV Aid				
Perform Edits	The average amount of aid per grant/scholarship awardee (18,901.57) for 2022-23 in the "\$0-30,000" income group is larger than expected based on the cost of attendance. Please review your data and make any necessary corrections or explain the discrepancy. (Error #7383) This edit and explanation were retained from the prior year (for reference) and do not need to be re-explained in the current year edit report.	Explanation	Yes	
Reason	New Mexico began awarding a new state-level Opportunity Scholarship in Fall 2021, which raised the overall amount of state government grant aid, and caused this award amount to increase in Fall 2022 as well.			

Perform Edits	The average amount of aid per grant/scholarship awardee (17,805.25) for 2022-23 in the "\$30,001-48,000" income group is larger than expected based on the cost of attendance. Please review your data and make any necessary corrections or explain the discrepancy. (Error #7384) This edit and explanation were retained from the prior year (for reference) and do not need to be re-explained in the current year edit report.	Explanation	Yes	
Reason	New Mexico began awarding a new state-level Opportunity Scholarship in Fall 2021, which raised the overall amount of state government grant aid, and caused this award amount to increase in Fall 2022 as well.			
Screen Entry	The average amount of aid per grant/scholarship awardee (19,830.54) for 2023-24 in the "\$0-30,000" income group is larger than expected based on the cost of attendance. Please review your data and make any necessary corrections or explain the discrepancy. (Error #7388)	Explanation	Yes	
Reason	Part of the increased per student awards can be tied to the New Mexico Opportunity Scholarship. The institution also offers institutional scholarships to virtually every student who attends. These awards stack, so that can increase the amts awarded to students in certain categories.			
Screen Entry	The calculated average amount of grant or scholarship aid awarded to FTFT awarded Title IV Aid students from the federal government, state/local government, or the institution for this income level is smaller than expected in comparison with the other income levels. Please check the values reported for the number of these students who were awarded any Title IV aid (Col. 1) and the total amount of grant or scholarship aid awarded to them (Col. 3) and correct your data or explain the discrepancy. (Error #7317)	Explanation	Yes	
Reason	The institution awards institutional scholarships to virtually every student who attends. This can inflate the amts awarded to students.			
Screen Entry	The total number of FTFT awarded Title IV Aid students who were awarded any Title IV aid across all income levels is outside the expected range of between 134 and 222 based on the prior year value. Please correct your data or explain. (Error #7333)	Explanation	Yes	
Reason	We had a smaller enrollment in Fall 2023 than the previous year.			
Screen Entry	The total amount of grant or scholarship aid awarded to FTFT awarded Title IV Aid students from the federal government, state/local government, or the institution across all income levels is outside the expected range of between 1,950,036 and 3,250,060 based on the prior year value. Please correct your data or explain. (Error #7332)	Explanation	Yes	
Reason	Part of the increased per student awards can be tied to the New Mexico Opportunity Scholarship. The institution also offers institutional scholarships to virtually every student who attends. These awards stack, so that can increase the amts awarded to students in certain categories.			
Screen Entry	The number entered is outside the expected range of between 78 and 144 when compared with the prior year value. Please correct your data or explain. (Error #7169)	Explanation	Yes	
Reason	The IPEDS Cohort for Fall 2022 was abnormally large when compared to both previous and subsequent years.			
Screen Entry	The average amount of aid per grant/scholarship awardee (17,451.51) for 2021-22 in the "\$0-30,000" income group is larger than expected based on the cost of attendance. Please review your data and make any necessary corrections or explain the discrepancy. (Error #7378) This edit and explanation were retained from the prior year (for reference) and do not need to be re-explained in the current year edit report.	Explanation	Yes	
Reason	A new statewide scholarship (NM Opportunity Scholarship) came online in Fall 2021. During that semester, 68 scholarships were awarded to students, totaling \$188,992, for an average amt of \$2,779. Students could also stack the NMOP scholarships with the pre-existing NM Lottery Scholarship, so the number of recipients didn't go up that much, but the amts awarded did go up.			
Screen Entry	The average amount of aid per grant/scholarship awardee (16,013.97) for 2021-22 in the "\$30,001-48,000" income group is larger than expected based on the cost of attendance. Please review your data and make any necessary corrections or explain the discrepancy. (Error #7379) This edit and explanation were retained from the prior year (for reference) and do not need to be re-explained in the current year edit report.	Explanation	Yes	
Reason	A new statewide scholarship (NM Opportunity Scholarship) came online in Fall 2021. During that semester, 68 scholarships were awarded to students, totaling \$188,992, for an average amt of \$2,779. Students could also stack the NMOP scholarships with the pre-existing NM Lottery Scholarship, so the number of recipients didn't go up that much, but the amts awarded did go up.			
Screen Entry	The number entered is outside the expected range of between 67 and 123 when compared with the prior year value. Please correct your data or explain. (Error #7169) This edit and explanation were retained from the prior year (for reference) and do not need to be re-explained in the current year edit report.	Explanation	Yes	
Reason	New Mexico Tech has instituted a policy of requiring freshmen to live on campus, with few exceptions.			
Screen Entry	The total amount of grant or scholarship aid awarded to FTFT awarded Title IV Aid students from the federal government, state/local government, or the institution across all income levels is outside the expected range of between 1,260,225 and 2,100,375 based on the prior year value. Please correct your data or explain. (Error #7332) This edit and explanation were retained from the prior year (for reference) and do not need to be re-explained in the current year edit report.	Explanation	Yes	
Reason	New Mexico began awarding a new state-level Opportunity Scholarship in Fall 2021, which raised the overall amount of state government grant aid, and caused this award amount to increase in Fall 2022 as well.			
Screen Entry	The total number of FTFT awarded Title IV Aid students who were awarded any Title IV aid across all income levels is outside the expected range of between 84 and 138 based on the prior year value. Please correct your data or explain. (Error #7333) This edit and explanation were retained from the prior year (for reference) and do not need to be re-explained in the current year edit report.	Explanation	Yes	
Reason	The prior year value was much smaller than expected for unknown reasons, probably connected to the institution of the NM Opportunity Scholarship.			

Screen Entry	The total number of FTFT awarded Title IV Aid students who were awarded any grant or scholarship aid from the federal government, state/local government, or the institution across all income levels is outside of the expected range of between 62 and 160 based on the prior year value. Please correct your data or explain. (Error #7334) This edit and explanation were retained from the prior year (for reference) and do not need to be re-explained in the current year edit report.	Explanation	Yes	
Reason	The prior year value was much smaller than expected for unknown reasons, probably connected to the institution of the NM Opportunity Scholarship.			