

## Fall Enrollment 2012-13

Institution: New Mexico Institute of Mining and Technology (187967)

User ID: P1879671

### Overview

#### Fall Enrollment Overview

The Fall Enrollment component collects student enrollment counts by level of student, enrollment status, gender and race/ethnicity. In addition, first-time student retention rates and the student-to-faculty ratio are collected. Every other year data on residence of first-time undergraduates is required and in opposite years, enrollment by student age is required to be reported.

Institutions operating on a traditional academic year calendar (semester, trimester, quarter, or 4-1-4) report Fall enrollment as of the institution's official fall reporting date or October 15. Institutions operating on a calendar that differs by program or that enrolls students on a continuous basis (referred to as program reporters) report Fall enrollment as students enrolled any time during the period August 1 and October 31.

#### Data Reporting Reminders:

- Institutions must continue to report using the new race/ethnicity categories.
- Institutions must continue to use the new postbaccalaureate degree categories (eliminating the first-professional category and reclassifying those programs). All postbaccalaureate students are to be reported as graduate students for enrollment purposes, including any doctor's-professional practice students (formerly first-professional).
- Part B, Enrollment of students by age, is **optional** this year.
- Part C, Residence of first-time degree/certificate-seeking undergraduates, is **required** this year.

#### Resources:

To download the survey materials for this component: [Survey Materials](#)

To access your prior year data submission for this component: [Reported Data](#)

If you have questions about completing this survey, please contact the **IPEDS Help Desk at 1-877-225-2568**.

Institution: New Mexico Institute of Mining and Technology (187967)

User ID: P1879671

### Part B Selection

Completion of Part B (Enrollment of Students by Age) is optional this year.

Do you wish to complete Part B this year?

If you select 'Yes', you will see Part B and be expected to complete the screens.

If you select 'No', you will skip Part B.

<input checked="" type="radio"/>	Yes, I will complete Part B
<input type="radio"/>	No, I will not complete Part B

Institution: New Mexico Institute of Mining and Technology (187967)

User ID: P1879671

**Fall Enrollment - CIPCODE Selection**

Indicate which of the following fields of study are offered by your institution. Students are to be reported by their major field of study for the categories listed below. Fields for which enrollment was reported for Fall 2010 have already been checked; please make sure all listed fields that are offered by your institution are checked.

Undergraduate and graduate fields	
<input checked="" type="checkbox"/>	13.0000 -- Education
<input checked="" type="checkbox"/>	14.0000 -- Engineering
<input checked="" type="checkbox"/>	26.0000 -- Biological and Biomedical Sciences
<input checked="" type="checkbox"/>	27.0000 -- Mathematics
<input checked="" type="checkbox"/>	40.0000 -- Physical Sciences
<input checked="" type="checkbox"/>	52.0000 -- Business, Management, Marketing, and Related Support Services
Graduate-only fields	
<input type="checkbox"/>	22.0101 -- Law (LL.B., J.D.)
<input type="checkbox"/>	51.0401 -- Dentistry (D.D.S., D.M.D.)
<input type="checkbox"/>	51.1201 -- Medicine (M.D.)
<input type="checkbox"/>	None of the above

You may use the space below to provide context for the data you've reported above.

**Part A - Fall Enrollment for Full-Time Undergraduate Students**

Enrollment as of the institution's official fall reporting date or as of October 15, 2012

**Full-time Undergraduate Students**

**Race/Ethnicity Reporting Reminder:**

- Report Hispanic/Latino individuals of any race as Hispanic/Latino
- Report race for non-Hispanic/Latino individuals only

Enrolled for <u>credit</u>	<u>Degree/certificate-seeking</u>				Non-degree/ non-certificate- seeking	Total, full-time undergraduate students
	<u>First-time</u>	<u>Transfer-in</u>	<u>Continuing</u>	<u>Total degree/certificate- seeking</u>		
<b>Men</b>						
Nonresident alien	1	12	13	26	0	26
Hispanic/Latino	69	12	155	236	0	236
American Indian or Alaska Native	12	3	16	31	0	31
Asian	5	1	17	23	0	23
Black or African American	2	12	13	27	0	27
Native Hawaiian or Other Pacific Islander	0	0	1	1	0	1
White	164	31	426	621	0	621
Two or more races	13	4	13	30	0	30
Race and ethnicity unknown	1	1	0	2	0	2
<b>Total men</b>	267	76	654	997	0	997
Total men prior year	233	60	612	905		905
<b>Women</b>						
Nonresident alien	1	6	5	12	0	12
Hispanic/Latino	28	5	81	114	0	114
American Indian or Alaska Native	0	2	10	12	0	12
Asian	2	0	8	10	0	10
Black or African American	0	0	5	5	0	5
Native Hawaiian or Other Pacific Islander	0	0	0	0	0	0
White	45	9	141	195	0	195
Two or more races	3	2	9	14	0	14
Race and ethnicity unknown	0	0	0	0	0	0

<b>Total women</b>	79	24	259	362	0	362
Total women prior year	91	30	217	338		338
<b>Grand total (men+women)</b>	346	100	913	1,359	0	1,359
Grand total (men+women) prior year	324	90	829	1,243		1,243

**Part A - Fall Enrollment by race/ethnicity and gender**

Enrollment as of the institution's official fall reporting date or as of October 15, 2012

CIPCODE: 13.0000 -- Education

**Full-time undergraduate students**

- Report Hispanic/Latino individuals of any race as Hispanic/Latino
- Report race for non-Hispanic/Latino individuals only

Students enrolled for <u>credit</u>	<u>Degree/certificate-seeking</u>				Non-degree/ non-certificate- seeking	Total, full-time undergraduate students
	<u>First-time</u>	<u>Transfer-in</u>	<u>Continuing</u>	<u>Total</u>		
<b>Men</b>						
<u>Nonresident alien</u>	<input type="text" value="0"/>	<input type="text" value="0"/>	<input type="text" value="0"/>	0	<input type="text" value="0"/>	0
<u>Hispanic/Latino</u>	<input type="text" value="0"/>	<input type="text" value="0"/>	<input type="text" value="0"/>	0	<input type="text" value="0"/>	0
<u>American Indian or Alaska Native</u>	<input type="text" value="0"/>	<input type="text" value="0"/>	<input type="text" value="0"/>	0	<input type="text" value="0"/>	0
<u>Asian</u>	<input type="text" value="0"/>	<input type="text" value="0"/>	<input type="text" value="0"/>	0	<input type="text" value="0"/>	0
<u>Black or African American</u>	<input type="text" value="0"/>	<input type="text" value="0"/>	<input type="text" value="0"/>	0	<input type="text" value="0"/>	0
<u>Native Hawaiian or Other Pacific Islander</u>	<input type="text" value="0"/>	<input type="text" value="0"/>	<input type="text" value="0"/>	0	<input type="text" value="0"/>	0
<u>White</u>	<input type="text" value="0"/>	<input type="text" value="0"/>	<input type="text" value="0"/>	0	<input type="text" value="0"/>	0
<u>Two or more races</u>	<input type="text" value="0"/>	<input type="text" value="0"/>	<input type="text" value="0"/>	0	<input type="text" value="0"/>	0
<u>Race and ethnicity unknown</u>	<input type="text" value="0"/>	<input type="text" value="0"/>	<input type="text" value="0"/>	0	<input type="text" value="0"/>	0
<b>Total men</b>	0	0	0	0	0	0
<b>Women</b>						
<u>Nonresident alien</u>	<input type="text" value="0"/>	<input type="text" value="0"/>	<input type="text" value="0"/>	0	<input type="text" value="0"/>	0
<u>Hispanic/Latino</u>	<input type="text" value="0"/>	<input type="text" value="0"/>	<input type="text" value="0"/>	0	<input type="text" value="0"/>	0
<u>American Indian or Alaska Native</u>	<input type="text" value="0"/>	<input type="text" value="0"/>	<input type="text" value="0"/>	0	<input type="text" value="0"/>	0
<u>Asian</u>	<input type="text" value="0"/>	<input type="text" value="0"/>	<input type="text" value="0"/>	0	<input type="text" value="0"/>	0
<u>Black or African American</u>	<input type="text" value="0"/>	<input type="text" value="0"/>	<input type="text" value="0"/>	0	<input type="text" value="0"/>	0
<u>Native Hawaiian or Other Pacific Islander</u>	<input type="text" value="0"/>	<input type="text" value="0"/>	<input type="text" value="0"/>	0	<input type="text" value="0"/>	0
<u>White</u>	<input type="text" value="0"/>	<input type="text" value="0"/>	<input type="text" value="0"/>	0	<input type="text" value="0"/>	0
<u>Two or more races</u>	<input type="text" value="0"/>	<input type="text" value="0"/>	<input type="text" value="0"/>	0	<input type="text" value="0"/>	0
<u>Race and ethnicity unknown</u>	<input type="text" value="0"/>	<input type="text" value="0"/>	<input type="text" value="0"/>	0	<input type="text" value="0"/>	0
<b>Total women</b>	0	0	0	0	0	0
<b>Grand total (men+women)</b>	0	0	0	0	0	0
Grand total (men+women) 2010-11						

Institution: New Mexico Institute of Mining and Technology (187967)

User ID: P1879671

**Part A - Fall Enrollment by race/ethnicity and gender**Enrollment as of the institution's official fall reporting date or as of October 15, 2012

CIPCODE: 14.0000 -- Engineering

**Full-time undergraduate students**

- Report Hispanic/Latino individuals of any race as Hispanic/Latino
- Report race for non-Hispanic/Latino individuals only

Students enrolled for <u>credit</u>	<u>Degree/certificate-seeking</u>				Non-degree/ non-certificate- seeking	Total, full-time undergraduate students
	<u>First-time</u>	<u>Transfer-in</u>	<u>Continuing</u>	<u>Total</u>		
<b>Men</b>						
Nonresident alien	1	8	10	19	0	19
Hispanic/Latino	46	8	115	169	0	169
American Indian or Alaska Native	8	1	12	21	0	21
Asian	5	1	12	18	0	18
Black or African American	2	12	11	25	0	25
Native Hawaiian or Other Pacific Islander	0	0	0	0	0	0
White	102	23	269	394	0	394
Two or more races	5	4	9	18	0	18
Race and ethnicity unknown	0	0	0	0	0	0
<b>Total men</b>	169	57	438	664	0	664
<b>Women</b>						
Nonresident alien	1	5	5	11	0	11
Hispanic/Latino	16	1	46	63	0	63
American Indian or Alaska Native	0	1	6	7	0	7
Asian	0	0	3	3	0	3
Black or African American	0	0	3	3	0	3
Native Hawaiian or Other Pacific Islander	0	0	0	0	0	0
White	21	2	62	85	0	85
Two or more races	3	0	4	7	0	7
Race and ethnicity unknown	0	0	0	0	0	0
<b>Total women</b>	41	9	129	179	0	179
Grand total (men+women)	210	66	567	843	0	843
Grand total (men+women) 2010-11	246	52	550	848		848

Institution: New Mexico Institute of Mining and Technology (187967)

User ID: P1879671

**Part A - Fall Enrollment by race/ethnicity and gender**Enrollment as of the institution's official fall reporting date or as of October 15, 2012

CIPCODE: 26.0000 -- Biological and Biomedical Sciences

**Full-time undergraduate students**

- Report Hispanic/Latino individuals of any race as Hispanic/Latino
- Report race for non-Hispanic/Latino individuals only

Students enrolled for <u>credit</u>	<u>Degree/certificate-seeking</u>				Non-degree/ non-certificate- seeking	Total, full-time undergraduate students
	<u>First-time</u>	<u>Transfer-in</u>	<u>Continuing</u>	<u>Total</u>		
<b>Men</b>						
Nonresident alien	0	0	0	0	0	0
Hispanic/Latino	3	2	7	12	0	12
American Indian or Alaska Native	1	0	1	2	0	2
Asian	1	0	0	1	0	1
Black or African American	0	0	0	0	0	0
Native Hawaiian or Other Pacific Islander	0	0	1	1	0	1
White	2	1	19	22	0	22
Two or more races	2	0	2	4	0	4
Race and ethnicity unknown	0	0	0	0	0	0
<b>Total men</b>	9	3	30	42	0	42
<b>Women</b>						
Nonresident alien	0	0	0	0	0	0
Hispanic/Latino	4	2	10	16	0	16
American Indian or Alaska Native	0	0	1	1	0	1
Asian	1	0	4	5	0	5
Black or African American	0	0	0	0	0	0
Native Hawaiian or Other Pacific Islander	0	0	0	0	0	0
White	8	4	28	40	0	40
Two or more races	0	1	2	3	0	3
Race and ethnicity unknown	0	0	0	0	0	0
<b>Total women</b>	13	7	45	65	0	65
Grand total (men+women)	22	10	75	107	0	107
Grand total (men+women) 2010-11	16	2	56	74		74



Institution: New Mexico Institute of Mining and Technology (187967)

User ID: P1879671

**Part A - Fall Enrollment by race/ethnicity and gender**Enrollment as of the institution's official fall reporting date or as of October 15, 2012

CIPCODE: 27.0000 -- Mathematics and Statistics

**Full-time undergraduate students**

- Report Hispanic/Latino individuals of any race as Hispanic/Latino
- Report race for non-Hispanic/Latino individuals only

Students enrolled for <u>credit</u>	<u>Degree/certificate-seeking</u>				Non-degree/ non-certificate- seeking	Total, full-time undergraduate students
	<u>First-time</u>	<u>Transfer-in</u>	<u>Continuing</u>	<u>Total</u>		
<b>Men</b>						
Nonresident alien	0	0	0	0	0	0
Hispanic/Latino	1	0	2	3	0	3
American Indian or Alaska Native	0	0	0	0	0	0
Asian	0	0	0	0	0	0
Black or African American	0	0	0	0	0	0
Native Hawaiian or Other Pacific Islander	0	0	0	0	0	0
White	6	1	14	21	0	21
Two or more races	1	0	0	1	0	1
Race/ethnicity unknown	0	1	0	1	0	1
<b>Total men</b>	8	2	16	26	0	26
<b>Women</b>						
Nonresident alien	0	0	0	0	0	0
Hispanic/Latino	0	1	2	3	0	3
American Indian or Alaska Native	0	0	0	0	0	0
Asian	0	0	0	0	0	0
Black or African American	0	0	0	0	0	0
Native Hawaiian or Other Pacific Islander	0	0	0	0	0	0
White	1	0	7	8	0	8
Two or more races	0	0	1	1	0	1
Race/ethnicity unknown	0	0	0	0	0	0
<b>Total women</b>	1	1	10	12	0	12
<b>Grand total (men+women)</b>	9	3	26	38	0	38
Grand total (men+women) 2010-11	5	4	22	31		31

Institution: New Mexico Institute of Mining and Technology (187967)

User ID: P1879671

**Part A - Fall Enrollment by race/ethnicity and gender**Enrollment as of the institution's official fall reporting date or as of October 15, 2012

CIPCODE: 40.0000 -- Physical Sciences

**Full-time undergraduate students**

- Report Hispanic/Latino individuals of any race as Hispanic/Latino
- Report race for non-Hispanic/Latino individuals only

Students enrolled for <u>credit</u>	<u>Degree/certificate-seeking</u>				Non-degree/ non-certificate- seeking	Total, full-time undergraduate students
	<u>First-time</u>	<u>Transfer-in</u>	<u>Continuing</u>	<u>Total</u>		
<b>Men</b>						
Nonresident alien	0	2	2	4	0	4
Hispanic/Latino	3	1	12	16	0	16
American Indian or Alaska Native	1	1	2	4	0	4
Asian	0	0	1	1	0	1
Black or African American	0	0	0	0	0	0
Native Hawaiian or Other Pacific Islander	0	0	0	0	0	0
White	18	0	39	57	0	57
Two or more races	1	0	1	2	0	2
Race/ethnicity unknown	0	0	0	0	0	0
<b>Total men</b>	23	4	57	84	0	84
<b>Women</b>						
Nonresident alien	0	0	0	0	0	0
Hispanic/Latino	4	1	12	17	0	17
American Indian or Alaska Native	0	1	0	1	0	1
Asian	0	0	1	1	0	1
Black or African American	0	0	2	2	0	2
Native Hawaiian or Other Pacific Islander	0	0	0	0	0	0
White	6	3	26	35	0	35
Two or more races	0	0	1	1	0	1
Race/ethnicity unknown	0	0	0	0	0	0
<b>Total women</b>	10	5	42	57	0	57
<b>Grand total (men+women)</b>	33	9	99	141	0	141
Grand total (men+women) 2010-11	39	7	77	123		123

Institution: New Mexico Institute of Mining and Technology (187967)

User ID: P1879671

**Part A - Fall Enrollment by race/ethnicity and gender**Enrollment as of the institution's official fall reporting date or as of October 15, 2012

CIPCODE: 52.0000 -- Business, Management, Marketing and Related Support Services

**Full-time undergraduate students**

- Report Hispanic/Latino individuals of any race as Hispanic/Latino
- Report race for non-Hispanic/Latino individuals only

Students enrolled for <u>credit</u>	<u>Degree/certificate-seeking</u>				Non-degree/ non-certificate- seeking	Total, full-time undergraduate students
	<u>First-time</u>	<u>Transfer-in</u>	<u>Continuing</u>	<u>Total</u>		
<b>Men</b>						
Nonresident alien	<input type="text" value="0"/>	<input type="text" value="0"/>	<input type="text" value="0"/>	0	<input type="text" value="0"/>	0
Hispanic/Latino	<input type="text" value="0"/>	<input type="text" value="1"/>	<input type="text" value="1"/>	2	<input type="text" value="0"/>	2
American Indian or Alaska Native	<input type="text" value="0"/>	<input type="text" value="0"/>	<input type="text" value="0"/>	0	<input type="text" value="0"/>	0
Asian	<input type="text" value="0"/>	<input type="text" value="0"/>	<input type="text" value="0"/>	0	<input type="text" value="0"/>	0
Black or African American	<input type="text" value="0"/>	<input type="text" value="0"/>	<input type="text" value="0"/>	0	<input type="text" value="0"/>	0
Native Hawaiian or Other Pacific Islander	<input type="text" value="0"/>	<input type="text" value="0"/>	<input type="text" value="0"/>	0	<input type="text" value="0"/>	0
White	<input type="text" value="1"/>	<input type="text" value="0"/>	<input type="text" value="4"/>	5	<input type="text" value="0"/>	5
Two or more races	<input type="text" value="0"/>	<input type="text" value="0"/>	<input type="text" value="0"/>	0	<input type="text" value="0"/>	0
Race/ethnicity unknown	<input type="text" value="0"/>	<input type="text" value="0"/>	<input type="text" value="0"/>	0	<input type="text" value="0"/>	0
<b>Total men</b>	<b>1</b>	<b>1</b>	<b>5</b>	<b>7</b>	<b>0</b>	<b>7</b>
<b>Women</b>						
Nonresident alien	<input type="text" value="0"/>	<input type="text" value="0"/>	<input type="text" value="0"/>	0	<input type="text" value="0"/>	0
Hispanic/Latino	<input type="text" value="0"/>	<input type="text" value="0"/>	<input type="text" value="0"/>	0	<input type="text" value="0"/>	0
American Indian or Alaska Native	<input type="text" value="0"/>	<input type="text" value="0"/>	<input type="text" value="1"/>	1	<input type="text" value="0"/>	1
Asian	<input type="text" value="0"/>	<input type="text" value="0"/>	<input type="text" value="0"/>	0	<input type="text" value="0"/>	0
Black or African American	<input type="text" value="0"/>	<input type="text" value="0"/>	<input type="text" value="0"/>	0	<input type="text" value="0"/>	0
Native Hawaiian or Other Pacific Islander	<input type="text" value="0"/>	<input type="text" value="0"/>	<input type="text" value="0"/>	0	<input type="text" value="0"/>	0
White	<input type="text" value="0"/>	<input type="text" value="0"/>	<input type="text" value="1"/>	1	<input type="text" value="0"/>	1
Two or more races	<input type="text" value="0"/>	<input type="text" value="0"/>	<input type="text" value="1"/>	1	<input type="text" value="0"/>	1
Race/ethnicity unknown	<input type="text" value="0"/>	<input type="text" value="0"/>	<input type="text" value="0"/>	0	<input type="text" value="0"/>	0
<b>Total women</b>	<b>0</b>	<b>0</b>	<b>3</b>	<b>3</b>	<b>0</b>	<b>3</b>
<b>Grand total (men+women)</b>	<b>1</b>	<b>1</b>	<b>8</b>	<b>10</b>	<b>0</b>	<b>10</b>
Grand total (men+women) 2010-11	<b>1</b>	<b>1</b>	<b>12</b>	<b>14</b>		<b>14</b>

Institution: New Mexico Institute of Mining and Technology (187967)

User ID: P1879671

**Part A - Fall Enrollment for Part-time Undergraduate Students**Enrollment as of the institution's official fall reporting date or as of October 15, 2012**Part-time Undergraduate Students****Race/Ethnicity Reporting Reminder:**

- Report Hispanic/Latino individuals of any race as Hispanic/Latino
- Report race for non-Hispanic/Latino individuals only

Enrolled for <u>credit</u>	<u>Degree/certificate-seeking</u>				Non-degree/ non-certificate- seeking	Total, part-time undergraduate students
	<u>First-time</u>	<u>Transfer-in</u>	<u>Continuing</u>	<u>Total degree/certificate- seeking</u>		
<b>Men</b>						
<u>Nonresident alien</u>	<input type="text" value="0"/>	<input type="text" value="0"/>	<input type="text" value="0"/>	0	<input type="text" value="1"/>	1
<u>Hispanic/Latino</u>	<input type="text" value="1"/>	<input type="text" value="0"/>	<input type="text" value="12"/>	13	<input type="text" value="12"/>	25
<u>American Indian or Alaska Native</u>	<input type="text" value="0"/>	<input type="text" value="0"/>	<input type="text" value="4"/>	4	<input type="text" value="1"/>	5
<u>Asian</u>	<input type="text" value="0"/>	<input type="text" value="0"/>	<input type="text" value="2"/>	2	<input type="text" value="2"/>	4
<u>Black or African American</u>	<input type="text" value="0"/>	<input type="text" value="0"/>	<input type="text" value="0"/>	0	<input type="text" value="1"/>	1
<u>Native Hawaiian or Other Pacific Islander</u>	<input type="text" value="0"/>	<input type="text" value="0"/>	<input type="text" value="0"/>	0	<input type="text" value="0"/>	0
<u>White</u>	<input type="text" value="1"/>	<input type="text" value="1"/>	<input type="text" value="30"/>	32	<input type="text" value="27"/>	59
<u>Two or more races</u>	<input type="text" value="0"/>	<input type="text" value="0"/>	<input type="text" value="1"/>	1	<input type="text" value="1"/>	2
<u>Race and ethnicity unknown</u>	<input type="text" value="0"/>	<input type="text" value="0"/>	<input type="text" value="0"/>	0	<input type="text" value="0"/>	0
<b>Total men</b>	2	1	49	52	45	97
<b>Total men prior year</b>		<b>0</b>	<b>42</b>	<b>42</b>	<b>35</b>	<b>77</b>
<b>Women</b>						
<u>Nonresident alien</u>	<input type="text" value="0"/>	<input type="text" value="0"/>	<input type="text" value="0"/>	0	<input type="text" value="0"/>	0
<u>Hispanic/Latino</u>	<input type="text" value="0"/>	<input type="text" value="1"/>	<input type="text" value="3"/>	4	<input type="text" value="28"/>	32
<u>American Indian or Alaska Native</u>	<input type="text" value="0"/>	<input type="text" value="0"/>	<input type="text" value="2"/>	2	<input type="text" value="2"/>	4
<u>Asian</u>	<input type="text" value="0"/>	<input type="text" value="0"/>	<input type="text" value="0"/>	0	<input type="text" value="4"/>	4
<u>Black or African American</u>	<input type="text" value="0"/>	<input type="text" value="0"/>	<input type="text" value="0"/>	0	<input type="text" value="1"/>	1
<u>Native Hawaiian or Other Pacific Islander</u>	<input type="text" value="0"/>	<input type="text" value="0"/>	<input type="text" value="0"/>	0	<input type="text" value="0"/>	0
<u>White</u>	<input type="text" value="0"/>	<input type="text" value="1"/>	<input type="text" value="5"/>	6	<input type="text" value="59"/>	65
<u>Two or more races</u>	<input type="text" value="0"/>	<input type="text" value="1"/>	<input type="text" value="1"/>	2	<input type="text" value="0"/>	2
<u>Race and ethnicity unknown</u>	<input type="text" value="0"/>	<input type="text" value="0"/>	<input type="text" value="0"/>	0	<input type="text" value="1"/>	1

<b>Total women</b>	0	3	11	14	95	109
Total women prior year		2	16	18	116	134
<b>Grand total (men+women)</b>	2	4	60	66	140	206
Grand total (men+women) prior year		2	58	60	151	211

**Part A - Fall Enrollment by race/ethnicity and gender**

Enrollment as of the institution's official fall reporting date or as of October 15, 2012

CIPCODE: 13.0000 -- Education

**Part-time undergraduate students**

- Report Hispanic/Latino individuals of any race as Hispanic/Latino
- Report race for non-Hispanic/Latino individuals only

Students enrolled for <u>credit</u>	<u>Degree/certificate-seeking</u>				Non-degree/ non-certificate- seeking	Total, part-time undergraduate students
	<u>First-time</u>	<u>Transfer-in</u>	<u>Continuing</u>	<u>Total</u>		
<b>Men</b>						
Nonresident alien	0	0	0	0	0	0
Hispanic/Latino	0	0	0	0	0	0
American Indian or Alaska Native	0	0	0	0	0	0
Asian	0	0	0	0	0	0
Black or African American	0	0	0	0	0	0
Native Hawaiian or Other Pacific Islander	0	0	0	0	0	0
White	0	0	0	0	0	0
Two or more races	0	0	0	0	0	0
Race/ethnicity unknown	0	0	0	0	0	0
<b>Total men</b>	0	0	0	0	0	0
<b>Women</b>						
Nonresident alien	0	0	0	0	0	0
Hispanic/Latino	0	0	0	0	0	0
American Indian or Alaska Native	0	0	0	0	0	0
Asian	0	0	0	0	0	0
Black or African American	0	0	0	0	0	0
Native Hawaiian or Other Pacific Islander	0	0	0	0	0	0
White	0	0	0	0	0	0
Two or more races	0	0	0	0	0	0
Race/ethnicity unknown	0	0	0	0	0	0
<b>Total women</b>	0	0	0	0	0	0
<b>Grand total (men+women)</b>	0	0	0	0	0	0
Grand total (men+women) 2010-11						

Institution: New Mexico Institute of Mining and Technology (187967)

User ID: P1879671

**Part A - Fall Enrollment by race/ethnicity and gender**Enrollment as of the institution's official fall reporting date or as of October 15, 2012

CIPCODE: 14.0000 -- Engineering

**Part-time undergraduate students**

- Report Hispanic/Latino individuals of any race as Hispanic/Latino
- Report race for non-Hispanic/Latino individuals only

Students enrolled for <u>credit</u>	<u>Degree/certificate-seeking</u>				Non-degree/ non-certificate- seeking	Total, part-time undergraduate students
	<u>First-time</u>	<u>Transfer-in</u>	<u>Continuing</u>	<u>Total</u>		
<b>Men</b>						
<u>Nonresident alien</u>	0	0	0	0	0	0
<u>Hispanic/Latino</u>	0	0	8	8	0	8
<u>American Indian or Alaska Native</u>	0	0	1	1	0	1
<u>Asian</u>	0	0	1	1	0	1
<u>Black or African American</u>	0	0	0	0	0	0
<u>Native Hawaiian or Other Pacific Islander</u>	0	0	0	0	0	0
<u>White</u>	0	0	10	10	0	10
<u>Two or more races</u>	0	0	1	1	0	1
<u>Race and ethnicity unknown</u>	0	0	0	0	0	0
<b>Total men</b>	0	0	21	21	0	21
<b>Women</b>						
<u>Nonresident alien</u>	0	0	0	0	0	0
<u>Hispanic/Latino</u>	0	0	0	0	0	0
<u>American Indian or Alaska Native</u>	0	0	1	1	0	1
<u>Asian</u>	0	0	0	0	0	0
<u>Black or African American</u>	0	0	0	0	0	0
<u>Native Hawaiian or Other Pacific Islander</u>	0	0	0	0	0	0
<u>White</u>	0	1	1	2	0	2
<u>Two or more races</u>	0	0	0	0	0	0
<u>Race and ethnicity unknown</u>	0	0	0	0	0	0
<b>Total women</b>	0	1	2	3	0	3
<b>Grand total (men+women)</b>	0	1	23	24	0	24
Grand total (men+women) 2010-11		2	27	29		29

Institution: New Mexico Institute of Mining and Technology (187967)

User ID: P1879671

**Part A - Fall Enrollment by race/ethnicity and gender**Enrollment as of the institution's official fall reporting date or as of October 15, 2012

CIPCODE: 26.0000 -- Biological and Biomedical Sciences

**Part-time undergraduate students**

- Report Hispanic/Latino individuals of any race as Hispanic/Latino
- Report race for non-Hispanic/Latino individuals only

Students enrolled for <u>credit</u>	<u>Degree/certificate-seeking</u>				Non-degree/ non-certificate- seeking	Total, part-time undergraduate students
	<u>First-time</u>	<u>Transfer-in</u>	<u>Continuing</u>	<u>Total</u>		
<b>Men</b>						
<u>Nonresident alien</u>	0	0	0	0	0	0
<u>Hispanic/Latino</u>	0	0	0	0	0	0
<u>American Indian or Alaska Native</u>	0	0	0	0	0	0
<u>Asian</u>	0	0	0	0	0	0
<u>Black or African American</u>	0	0	0	0	0	0
<u>Native Hawaiian or Other Pacific Islander</u>	0	0	0	0	0	0
<u>White</u>	0	0	2	2	0	2
<u>Two or more races</u>	0	0	0	0	0	0
<u>Race and ethnicity unknown</u>	0	0	0	0	0	0
<b>Total men</b>	0	0	2	2	0	2
<b>Women</b>						
<u>Nonresident alien</u>	0	0	0	0	0	0
<u>Hispanic/Latino</u>	0	0	0	0	0	0
<u>American Indian or Alaska Native</u>	0	0	0	0	0	0
<u>Asian</u>	0	0	0	0	0	0
<u>Black or African American</u>	0	0	0	0	0	0
<u>Native Hawaiian or Other Pacific Islander</u>	0	0	0	0	0	0
<u>White</u>	0	0	1	1	0	1
<u>Two or more races</u>	0	0	0	0	0	0
<u>Race and ethnicity unknown</u>	0	0	0	0	0	0
<b>Total women</b>	0	0	1	1	0	1
<b>Grand total (men+women)</b>	0	0	3	3	0	3
Grand total (men+women) 2010-11			2	2		2



Institution: New Mexico Institute of Mining and Technology (187967)

User ID: P1879671

**Part A - Fall Enrollment by race/ethnicity and gender**Enrollment as of the institution's official fall reporting date or as of October 15, 2012

CIPCODE: 27.0000 -- Mathematics and Statistics

**Part-time undergraduate students**

- Report Hispanic/Latino individuals of any race as Hispanic/Latino
- Report race for non-Hispanic/Latino individuals only

Students enrolled for <u>credit</u>	<u>Degree/certificate-seeking</u>				Non-degree/ non-certificate- seeking	Total, part-time undergraduate students
	<u>First-time</u>	<u>Transfer-in</u>	<u>Continuing</u>	<u>Total</u>		
<b>Men</b>						
Nonresident alien	0	0	0	0	0	0
Hispanic/Latino	0	0	1	1	0	1
American Indian or Alaska Native	0	0	1	1	0	1
Asian	0	0	0	0	0	0
Black or African American	0	0	0	0	0	0
Native Hawaiian or Other Pacific Islander	0	0	0	0	0	0
White	0	0	1	1	0	1
Two or more races	0	0	0	0	0	0
Race/ethnicity unknown	0	0	0	0	0	0
<b>Total men</b>	0	0	3	3	0	3
<b>Women</b>						
Nonresident alien	0	0	0	0	0	0
Hispanic/Latino	0	0	0	0	0	0
American Indian or Alaska Native	0	0	0	0	0	0
Asian	0	0	0	0	0	0
Black or African American	0	0	0	0	0	0
Native Hawaiian or Other Pacific Islander	0	0	0	0	0	0
White	0	0	1	1	0	1
Two or more races	0	0	0	0	0	0
Race/ethnicity unknown	0	0	0	0	0	0
<b>Total women</b>	0	0	1	1	0	1
<b>Grand total (men+women)</b>	0	0	4	4	0	4
Grand total (men+women) 2010-11			1	1		1

Institution: New Mexico Institute of Mining and Technology (187967)

User ID: P1879671

**Part A - Fall Enrollment by race/ethnicity and gender**Enrollment as of the institution's official fall reporting date or as of October 15, 2012

CIPCODE: 40.0000 -- Physical Sciences

**Part-time undergraduate students**

- Report Hispanic/Latino individuals of any race as Hispanic/Latino
- Report race for non-Hispanic/Latino individuals only

Students enrolled for <u>credit</u>	<u>Degree/certificate-seeking</u>				Non-degree/ non-certificate- seeking	Total, part-time undergraduate students
	<u>First-time</u>	<u>Transfer-in</u>	<u>Continuing</u>	<u>Total</u>		
<b>Men</b>						
<u>Nonresident alien</u>	0	0	0	0	0	0
<u>Hispanic/Latino</u>	0	0	1	1	0	1
<u>American Indian or Alaska Native</u>	0	0	0	0	0	0
<u>Asian</u>	0	0	0	0	0	0
<u>Black or African American</u>	0	0	0	0	0	0
<u>Native Hawaiian or Other Pacific Islander</u>	0	0	0	0	0	0
<u>White</u>	0	0	9	9	0	9
<u>Two or more races</u>	0	0	1	1	0	1
<u>Race and ethnicity unknown</u>	0	0	0	0	0	0
<b>Total men</b>	0	0	11	11	0	11
<b>Women</b>						
<u>Nonresident alien</u>	0	0	0	0	0	0
<u>Hispanic/Latino</u>	0	0	0	0	0	0
<u>American Indian or Alaska Native</u>	0	0	0	0	0	0
<u>Asian</u>	0	0	0	0	0	0
<u>Black or African American</u>	0	0	0	0	0	0
<u>Native Hawaiian or Other Pacific Islander</u>	0	0	0	0	0	0
<u>White</u>	0	0	1	1	0	1
<u>Two or more races</u>	0	0	1	1	0	1
<u>Race and ethnicity unknown</u>	0	0	0	0	0	0
<b>Total women</b>	0	0	2	2	0	2
<b>Grand total (men+women)</b>	0	0	13	13	0	13
Grand total (men+women) 2010-11	2		4	6		6

Institution: New Mexico Institute of Mining and Technology (187967)

User ID: P1879671

**Part A - Fall Enrollment by race/ethnicity and gender**Enrollment as of the institution's official fall reporting date or as of October 15, 2012

CIPCODE: 52.0000 -- Business, Management, Marketing and Related Support Services

**Part-time undergraduate students**

- Report Hispanic/Latino individuals of any race as Hispanic/Latino
- Report race for non-Hispanic/Latino individuals only

Students enrolled for <u>credit</u>	<u>Degree/certificate-seeking</u>				Non-degree/ non-certificate- seeking	Total, part-time undergraduate students
	<u>First-time</u>	<u>Transfer-in</u>	<u>Continuing</u>	<u>Total</u>		
<b>Men</b>						
<u>Nonresident alien</u>	0	0	0	0	0	0
<u>Hispanic/Latino</u>	0	0	0	0	0	0
<u>American Indian or Alaska Native</u>	0	0	0	0	0	0
<u>Asian</u>	0	0	0	0	0	0
<u>Black or African American</u>	0	0	0	0	0	0
<u>Native Hawaiian or Other Pacific Islander</u>	0	0	0	0	0	0
<u>White</u>	0	0	0	0	0	0
<u>Two or more races</u>	0	0	0	0	0	0
<u>Race and ethnicity unknown</u>	0	0	0	0	0	0
<b>Total men</b>	0	0	0	0	0	0
<b>Women</b>						
<u>Nonresident alien</u>	0	0	0	0	0	0
<u>Hispanic/Latino</u>	0	1	0	1	0	1
<u>American Indian or Alaska Native</u>	0	0	1	1	0	1
<u>Asian</u>	0	0	0	0	0	0
<u>Black or African American</u>	0	0	0	0	0	0
<u>Native Hawaiian or Other Pacific Islander</u>	0	0	0	0	0	0
<u>White</u>	0	0	0	0	0	0
<u>Two or more races</u>	0	0	0	0	0	0
<u>Race and ethnicity unknown</u>	0	0	0	0	0	0
<b>Total women</b>	0	1	1	2	0	2
<b>Grand total (men+women)</b>	0	1	1	2	0	2
Grand total (men+women) 2010-11		1	4	5		5

Institution: New Mexico Institute of Mining and Technology (187967)



User ID: P1879671

**Part A - Fall Enrollment for Graduate Students**Enrollment as of the institution's official fall reporting date or as of October 15, 2012**Graduate Students****Race/Ethnicity Reporting Reminder:**

- Report Hispanic/Latino individuals of any race as Hispanic/Latino
- Report race for non-Hispanic/Latino individuals only

**Graduate Student Reporting Reminder:**

- Report all postbaccalaureate degree and certificate students as graduate students, including any doctor's-professional practice students (formerly first-professional)

Enrolled for <u>credit</u>	Total <u>full-time</u>	Total <u>part-time</u>	Total graduate students
<b>Men</b>			
<u>Nonresident alien</u>	55	8	63
<u>Hispanic/Latino</u>	13	25	38
<u>American Indian or Alaska Native</u>	3	1	4
<u>Asian</u>	5	3	8
<u>Black or African American</u>	3	2	5
<u>Native Hawaiian or Other Pacific Islander</u>	0	0	0
<u>White</u>	93	93	186
<u>Two or more races</u>	2	1	3
<u>Race and ethnicity unknown</u>	2	1	3
<b>Total men</b>	176	 134	310
Total men prior year	186	81	267
<b>Women</b>			
<u>Nonresident alien</u>	19	7	26
<u>Hispanic/Latino</u>	5	26	31
<u>American Indian or Alaska Native</u>	5	2	7
<u>Asian</u>	1	13	14
<u>Black or African American</u>	0	3	3
<u>Native Hawaiian or Other Pacific Islander</u>	0	1	1
<u>White</u>	37	99	136
<u>Two or more races</u>	5	1	6
<u>Race and ethnicity unknown</u>	0	6	6
<b>Total women</b>	72	 158	230
Total women prior year	75	63	138

<b>Grand total (men+women)</b>	248	292	540
Grand total (men+women) prior year	<b>261</b>	<b>144</b>	<b>405</b>

Institution: New Mexico Institute of Mining and Technology (187967)

User ID: P1879671

**Part A - Fall Enrollment by race/ethnicity and gender**Enrollment as of the institution's official fall reporting date or as of October 15, 2012

CIPCODE: 13.0000 -- Education

**Graduate students**

- Report Hispanic/Latino individuals of any race as Hispanic/Latino
- Report race for non-Hispanic/Latino individuals only

Students enrolled for <u>credit</u>	Total <u>full-time</u>	Total <u>part-time</u>	Total graduate students
<b>Men</b>			
<u>Nonresident alien</u>	<input type="text" value="0"/>	<input type="text" value="0"/>	0
<u>Hispanic/Latino</u>	<input type="text" value="0"/>	<input type="text" value="4"/>	4
<u>American Indian or Alaska Native</u>	<input type="text" value="0"/>	<input type="text" value="0"/>	0
<u>Asian</u>	<input type="text" value="0"/>	<input type="text" value="0"/>	0
<u>Black or African American</u>	<input type="text" value="0"/>	<input type="text" value="1"/>	1
<u>Native Hawaiian or Other Pacific Islander</u>	<input type="text" value="0"/>	<input type="text" value="0"/>	0
<u>White</u>	<input type="text" value="1"/>	<input type="text" value="12"/>	13
<u>Two or more races</u>	<input type="text" value="0"/>	<input type="text" value="0"/>	0
<u>Race and ethnicity unknown</u>	<input type="text" value="0"/>	<input type="text" value="0"/>	0
<b>Total men</b>	1	17	18
<b>Women</b>			
<u>Nonresident alien</u>	<input type="text" value="0"/>	<input type="text" value="0"/>	0
<u>Hispanic/Latino</u>	<input type="text" value="0"/>	<input type="text" value="12"/>	12
<u>American Indian or Alaska Native</u>	<input type="text" value="0"/>	<input type="text" value="2"/>	2
<u>Asian</u>	<input type="text" value="0"/>	<input type="text" value="7"/>	7
<u>Black or African American</u>	<input type="text" value="0"/>	<input type="text" value="1"/>	1
<u>Native Hawaiian or Other Pacific Islander</u>	<input type="text" value="0"/>	<input type="text" value="0"/>	0
<u>White</u>	<input type="text" value="0"/>	<input type="text" value="35"/>	35
<u>Two or more races</u>	<input type="text" value="0"/>	<input type="text" value="0"/>	0
<u>Race and ethnicity unknown</u>	<input type="text" value="0"/>	<input type="text" value="4"/>	4
<b>Total women</b>	0	61	61
<b>Grand total (men+women)</b>	1	78	79
Grand total (men+women) 2010-11	1	72	73

Institution: New Mexico Institute of Mining and Technology (187967)

User ID: P1879671

**Part A - Fall Enrollment by race/ethnicity and gender**Enrollment as of the institution's official fall reporting date or as of October 15, 2012

CIPCODE: 14.0000 -- Engineering

**Graduate students**

- Report Hispanic/Latino individuals of any race as Hispanic/Latino
- Report race for non-Hispanic/Latino individuals only

Students enrolled for <u>credit</u>	Total <u>full-time</u>	Total <u>part-time</u>	Total graduate students
<b>Men</b>			
<u>Nonresident alien</u>	35	5	40
<u>Hispanic/Latino</u>	8	8	16
<u>American Indian or Alaska Native</u>	1	0	1
<u>Asian</u>	5	0	5
<u>Black or African American</u>	3	0	3
<u>Native Hawaiian or Other Pacific Islander</u>	0	0	0
<u>White</u>	32	21	53
<u>Two or more races</u>	1	0	1
<u>Race and ethnicity unknown</u>	1	0	1
<b>Total men</b>	<b>86</b>	<b>34</b>	<b>120</b>
<b>Women</b>			
<u>Nonresident alien</u>	7	2	9
<u>Hispanic/Latino</u>	2	2	4
<u>American Indian or Alaska Native</u>	1	0	1
<u>Asian</u>	0	0	0
<u>Black or African American</u>	0	1	1
<u>Native Hawaiian or Other Pacific Islander</u>	0	0	0
<u>White</u>	12	5	17
<u>Two or more races</u>	0	0	0
<u>Race and ethnicity unknown</u>	0	0	0
<b>Total women</b>	<b>22</b>	<b>10</b>	<b>32</b>
<b>Grand total (men+women)</b>	<b>108</b>	<b>44</b>	<b>152</b>
Grand total (men+women) 2010-11	<b>126</b>	<b>41</b>	<b>167</b>

Institution: New Mexico Institute of Mining and Technology (187967)

User ID: P1879671

**Part A - Fall Enrollment by race/ethnicity and gender**Enrollment as of the institution's official fall reporting date or as of October 15, 2012

CIPCODE: 26.0000 -- Biological and Biomedical Sciences

**Graduate students**

- Report Hispanic/Latino individuals of any race as Hispanic/Latino
- Report race for non-Hispanic/Latino individuals only

Students enrolled for <u>credit</u>	Total <u>full-time</u>	Total <u>part-time</u>	Total graduate students
<b>Men</b>			
<u>Nonresident alien</u>	<input type="text" value="0"/>	<input type="text" value="0"/>	0
<u>Hispanic/Latino</u>	<input type="text" value="1"/>	<input type="text" value="0"/>	1
<u>American Indian or Alaska Native</u>	<input type="text" value="0"/>	<input type="text" value="0"/>	0
<u>Asian</u>	<input type="text" value="0"/>	<input type="text" value="0"/>	0
<u>Black or African American</u>	<input type="text" value="0"/>	<input type="text" value="0"/>	0
<u>Native Hawaiian or Other Pacific Islander</u>	<input type="text" value="0"/>	<input type="text" value="0"/>	0
<u>White</u>	<input type="text" value="0"/>	<input type="text" value="0"/>	0
<u>Two or more races</u>	<input type="text" value="0"/>	<input type="text" value="0"/>	0
<u>Race and ethnicity unknown</u>	<input type="text" value="0"/>	<input type="text" value="0"/>	0
<b>Total men</b>	1	0	1
<b>Women</b>			
<u>Nonresident alien</u>	<input type="text" value="1"/>	<input type="text" value="0"/>	1
<u>Hispanic/Latino</u>	<input type="text" value="1"/>	<input type="text" value="0"/>	1
<u>American Indian or Alaska Native</u>	<input type="text" value="0"/>	<input type="text" value="0"/>	0
<u>Asian</u>	<input type="text" value="0"/>	<input type="text" value="0"/>	0
<u>Black or African American</u>	<input type="text" value="0"/>	<input type="text" value="0"/>	0
<u>Native Hawaiian or Other Pacific Islander</u>	<input type="text" value="0"/>	<input type="text" value="0"/>	0
<u>White</u>	<input type="text" value="0"/>	<input type="text" value="0"/>	0
<u>Two or more races</u>	<input type="text" value="0"/>	<input type="text" value="0"/>	0
<u>Race and ethnicity unknown</u>	<input type="text" value="0"/>	<input type="text" value="0"/>	0
<b>Total women</b>	2	0	2
<b>Grand total (men+women)</b>	3	0	3
Grand total (men+women) 2010-11	8	1	9



Institution: New Mexico Institute of Mining and Technology (187967)

User ID: P1879671

**Part A - Fall Enrollment by race/ethnicity and gender**Enrollment as of the institution's official fall reporting date or as of October 15, 2012

CIPCODE: 27.0000 -- Mathematics and Statistics

**Graduate students**

- Report Hispanic/Latino individuals of any race as Hispanic/Latino
- Report race for non-Hispanic/Latino individuals only

Students enrolled for <u>credit</u>	Total <u>full-time</u>	Total <u>part-time</u>	Total graduate students
<b>Men</b>			
<u>Nonresident alien</u>	<input type="text" value="3"/>	<input type="text" value="0"/>	3
<u>Hispanic/Latino</u>	<input type="text" value="0"/>	<input type="text" value="1"/>	1
<u>American Indian or Alaska Native</u>	<input type="text" value="2"/>	<input type="text" value="0"/>	2
<u>Asian</u>	<input type="text" value="0"/>	<input type="text" value="0"/>	0
<u>Black or African American</u>	<input type="text" value="0"/>	<input type="text" value="0"/>	0
<u>Native Hawaiian or Other Pacific Islander</u>	<input type="text" value="0"/>	<input type="text" value="0"/>	0
<u>White</u>	<input type="text" value="6"/>	<input type="text" value="3"/>	9
<u>Two or more races</u>	<input type="text" value="0"/>	<input type="text" value="0"/>	0
<u>Race/ethnicity unknown</u>	<input type="text" value="0"/>	<input type="text" value="0"/>	0
<b>Total men</b>	11	4	15
<b>Women</b>			
<u>Nonresident alien</u>	<input type="text" value="2"/>	<input type="text" value="0"/>	2
<u>Hispanic/Latino</u>	<input type="text" value="0"/>	<input type="text" value="0"/>	0
<u>American Indian or Alaska Native</u>	<input type="text" value="0"/>	<input type="text" value="0"/>	0
<u>Asian</u>	<input type="text" value="0"/>	<input type="text" value="0"/>	0
<u>Black or African American</u>	<input type="text" value="0"/>	<input type="text" value="0"/>	0
<u>Native Hawaiian or Other Pacific Islander</u>	<input type="text" value="0"/>	<input type="text" value="0"/>	0
<u>White</u>	<input type="text" value="0"/>	<input type="text" value="0"/>	0
<u>Two or more races</u>	<input type="text" value="1"/>	<input type="text" value="1"/>	2
<u>Race/ethnicity unknown</u>	<input type="text" value="0"/>	<input type="text" value="0"/>	0
<b>Total women</b>	3	1	4
<b>Grand total (men+women)</b>	14	5	19
Grand total (men+women) 2010-11	14	1	15

Institution: New Mexico Institute of Mining and Technology (187967)

User ID: P1879671

**Part A - Fall Enrollment by race/ethnicity and gender**Enrollment as of the institution's official fall reporting date or as of October 15, 2012

CIPCODE: 40.0000 -- Physical Sciences

**Graduate students**

- Report Hispanic/Latino individuals of any race as Hispanic/Latino
- Report race for non-Hispanic/Latino individuals only

Students enrolled for <u>credit</u>	Total <u>full-time</u>	Total <u>part-time</u>	Total graduate students
<b>Men</b>			
<u>Nonresident alien</u>	11	2	13
<u>Hispanic/Latino</u>	1	2	3
<u>American Indian or Alaska Native</u>	0	0	0
<u>Asian</u>	0	0	0
<u>Black or African American</u>	0	0	0
<u>Native Hawaiian or Other Pacific Islander</u>	0	0	0
<u>White</u>	43	2	45
<u>Two or more races</u>	1	0	1
<u>Race and ethnicity unknown</u>	1	0	1
<b>Total men</b>	<b>57</b>	<b>6</b>	<b>63</b>
<b>Women</b>			
<u>Nonresident alien</u>	6	1	7
<u>Hispanic/Latino</u>	2	2	4
<u>American Indian or Alaska Native</u>	3	0	3
<u>Asian</u>	1	0	1
<u>Black or African American</u>	0	0	0
<u>Native Hawaiian or Other Pacific Islander</u>	0	0	0
<u>White</u>	25	6	31
<u>Two or more races</u>	4	0	4
<u>Race and ethnicity unknown</u>	0	0	0
<b>Total women</b>	<b>41</b>	<b>9</b>	<b>50</b>
<b>Grand total (men+women)</b>	<b>98</b>	<b>15</b>	<b>113</b>
Grand total (men+women) 2010-11	<b>104</b>	<b>6</b>	<b>110</b>

Institution: New Mexico Institute of Mining and Technology (187967)

User ID: P1879671

**Part A - Fall Enrollment by race/ethnicity and gender**Enrollment as of the institution's official fall reporting date or as of October 15, 2012

CIPCODE: 52.0000 -- Business, Management, Marketing and Related Support Services

**Graduate students**

- Report Hispanic/Latino individuals of any race as Hispanic/Latino
- Report race for non-Hispanic/Latino individuals only

Students enrolled for <u>credit</u>	Total <u>full-time</u>	Total <u>part-time</u>	Total graduate students
<b>Men</b>			
<u>Nonresident alien</u>	<input type="text" value="0"/>	<input type="text" value="0"/>	0
<u>Hispanic/Latino</u>	<input type="text" value="2"/>	<input type="text" value="3"/>	5
<u>American Indian or Alaska Native</u>	<input type="text" value="0"/>	<input type="text" value="1"/>	1
<u>Asian</u>	<input type="text" value="0"/>	<input type="text" value="0"/>	0
<u>Black or African American</u>	<input type="text" value="0"/>	<input type="text" value="0"/>	0
<u>Native Hawaiian or Other Pacific Islander</u>	<input type="text" value="0"/>	<input type="text" value="0"/>	0
<u>White</u>	<input type="text" value="0"/>	<input type="text" value="7"/>	7
<u>Two or more races</u>	<input type="text" value="0"/>	<input type="text" value="0"/>	0
<u>Race and ethnicity unknown</u>	<input type="text" value="0"/>	<input type="text" value="0"/>	0
<b>Total men</b>	2	11	13
<b>Women</b>			
<u>Nonresident alien</u>	<input type="text" value="0"/>	<input type="text" value="0"/>	0
<u>Hispanic/Latino</u>	<input type="text" value="0"/>	<input type="text" value="1"/>	1
<u>American Indian or Alaska Native</u>	<input type="text" value="0"/>	<input type="text" value="0"/>	0
<u>Asian</u>	<input type="text" value="0"/>	<input type="text" value="0"/>	0
<u>Black or African American</u>	<input type="text" value="0"/>	<input type="text" value="0"/>	0
<u>Native Hawaiian or Other Pacific Islander</u>	<input type="text" value="0"/>	<input type="text" value="0"/>	0
<u>White</u>	<input type="text" value="0"/>	<input type="text" value="1"/>	1
<u>Two or more races</u>	<input type="text" value="0"/>	<input type="text" value="0"/>	0
<u>Race and ethnicity unknown</u>	<input type="text" value="0"/>	<input type="text" value="0"/>	0
<b>Total women</b>	0	2	2
<b>Grand total (men+women)</b>	2	13	15
Grand total (men+women) 2010-11	4	12	16

**Part A - Fall Enrollment by Distance Education Status**

Enrollment as of the institution's official fall reporting date or as of October 15, 2012

	<u>Undergraduate Students</u>		<u>Graduate Students</u>
	<u>Degree/Certificate Seeking</u>	<u>Non-Degree/Certificate Seeking</u>	
<b>Enrolled exclusively in distance education courses</b>	0	0	0
<b>Enrolled in some but not all distance education courses</b>	5	0	173
<b>Not enrolled in any distance education courses</b>	1,420	140	367
<b>Total (all distance education statuses)</b>	1,425	140	540
Total (from prior part A screens) <i>NOTE: The total of all distance education statuses (above) must equal this total carried forward from the prior part A screens</i>	1,425	140	540

**You may use the space below to provide context for the data you've reported above.**

Institution: New Mexico Institute of Mining and Technology (187967)

User ID: P1879671

**Part A - Fall Enrollment Summary**

Fall Enrollment Summary			
Students enrolled for credit	Total full-time students	Total part-time students	Grand total, all students
<b>Men</b>			
<u>Nonresident alien</u>	81	9	90
<u>Hispanic/Latino</u>	249	50	299
<u>American Indian or Alaska Native</u>	34	6	40
<u>Asian</u>	28	7	35
<u>Black or African American</u>	30	3	33
<u>Native Hawaiian or Other Pacific Islander</u>	1	0	1
<u>White</u>	714	152	866
<u>Two or more races</u>	32	3	35
<u>Race and ethnicity unknown</u>	4	1	5
<b>Total men</b>	1,173	231	1,404
<b>Women</b>			
<u>Nonresident alien</u>	31	7	38
<u>Hispanic/Latino</u>	119	58	177
<u>American Indian or Alaska Native</u>	17	6	23
<u>Asian</u>	11	17	28
<u>Black or African American</u>	5	4	9
<u>Native Hawaiian or Other Pacific Islander</u>	0	1	1
<u>White</u>	232	164	396
<u>Two or more races</u>	19	3	22
<u>Race and ethnicity unknown</u>	0	7	7
<b>Total women</b>	434	267	701
<b>Grand Total (men+women)</b>	1,607	498	2,105

Institution: New Mexico Institute of Mining and Technology (187967)

User ID: P1879671

**Part A - Fall Enrollment - Summary by race/ethnicity**

Fall enrollment totals			
CIPCODE: 13.0000 -- Education			
Students enrolled for credit	Total full-time students	Total part-time students	Grand total, all students
<b>Men</b>			
<u>Nonresident alien</u>	0	0	0
<u>Hispanic/Latino</u>	0	4	4
<u>American Indian or Alaska Native</u>	0	0	0
<u>Asian</u>	0	0	0
<u>Black or African American</u>	0	1	1
<u>Native Hawaiian or Other Pacific Islander</u>	0	0	0
<u>White</u>	1	12	13
<u>Two or more races</u>	0	0	0
<u>Race and ethnicity unknown</u>	0	0	0
<b>Total men</b>	1	17	18
<b>Women</b>			
<u>Nonresident alien</u>	0	0	0
<u>Hispanic/Latino</u>	0	12	12
<u>American Indian or Alaska Native</u>	0	2	2
<u>Asian</u>	0	7	7
<u>Black or African American</u>	0	1	1
<u>Native Hawaiian or Other Pacific Islander</u>	0	0	0
<u>White</u>	0	35	35
<u>Two or more races</u>	0	0	0
<u>Race and ethnicity unknown</u>	0	4	4
<b>Total women</b>	0	61	61
<b>Grand Total (men+women)</b>	1	78	79

Institution: New Mexico Institute of Mining and Technology (187967)

User ID: P1879671

**Part A - Fall Enrollment - Summary by race/ethnicity**

Fall enrollment totals			
CIPCODE: 14.0000 -- Engineering			
Students enrolled for credit	Total full-time students	Total part-time students	Grand total, all students
<b>Men</b>			
<u>Nonresident alien</u>	54	5	59
<u>Hispanic/Latino</u>	177	16	193
<u>American Indian or Alaska Native</u>	22	1	23
<u>Asian</u>	23	1	24
<u>Black or African American</u>	28	0	28
<u>Native Hawaiian or Other Pacific Islander</u>	0	0	0
<u>White</u>	426	31	457
<u>Two or more races</u>	19	1	20
<u>Race and ethnicity unknown</u>	1	0	1
<b>Total men</b>	750	55	805
<b>Women</b>			
<u>Nonresident alien</u>	18	2	20
<u>Hispanic/Latino</u>	65	2	67
<u>American Indian or Alaska Native</u>	8	1	9
<u>Asian</u>	3	0	3
<u>Black or African American</u>	3	1	4
<u>Native Hawaiian or Other Pacific Islander</u>	0	0	0
<u>White</u>	97	7	104
<u>Two or more races</u>	7	0	7
<u>Race and ethnicity unknown</u>	0	0	0
<b>Total women</b>	201	13	214
<b>Grand Total (men+women)</b>	951	68	1,019

Institution: New Mexico Institute of Mining and Technology (187967)

User ID: P1879671

**Part A - Fall Enrollment - Summary by race/ethnicity**

<b>Fall enrollment totals</b>			
<b>CIPCODE: 26.0000 -- Biological and Biomedical Sciences</b>			
Students enrolled for credit	Total full-time students	Total part-time students	Grand total, all students
<b>Men</b>			
<u>Nonresident alien</u>	0	0	0
<u>Hispanic/Latino</u>	13	0	13
<u>American Indian or Alaska Native</u>	2	0	2
<u>Asian</u>	1	0	1
<u>Black or African American</u>	0	0	0
<u>Native Hawaiian or Other Pacific Islander</u>	1	0	1
<u>White</u>	22	2	24
<u>Two or more races</u>	4	0	4
<u>Race and ethnicity unknown</u>	0	0	0
<b>Total men</b>	43	2	45
<b>Women</b>			
<u>Nonresident alien</u>	1	0	1
<u>Hispanic/Latino</u>	17	0	17
<u>American Indian or Alaska Native</u>	1	0	1
<u>Asian</u>	5	0	5
<u>Black or African American</u>	0	0	0
<u>Native Hawaiian or Other Pacific Islander</u>	0	0	0
<u>White</u>	40	1	41
<u>Two or more races</u>	3	0	3
<u>Race and ethnicity unknown</u>	0	0	0
<b>Total women</b>	67	1	68
<b>Grand Total (men+women)</b>	110	3	113



Institution: New Mexico Institute of Mining and Technology (187967)

User ID: P1879671

**Part A - Fall Enrollment - Summary by race/ethnicity**

<b>Fall enrollment totals</b>			
<b>CIPCODE: 27.0000 -- Mathematics and Statistics</b>			
Students enrolled for credit	Total full-time students	Total part-time students	Grand total, all students
<b>Men</b>			
<u>Nonresident alien</u>	3	0	3
<u>Hispanic/Latino</u>	3	2	5
<u>American Indian or Alaska Native</u>	2	1	3
<u>Asian</u>	0	0	0
<u>Black or African American</u>	0	0	0
<u>Native Hawaiian or Other Pacific Islander</u>	0	0	0
<u>White</u>	27	4	31
<u>Two or more races</u>	1	0	1
<u>Race and ethnicity unknown</u>	1	0	1
<b>Total men</b>	37	7	44
<b>Women</b>			
<u>Nonresident alien</u>	2	0	2
<u>Hispanic/Latino</u>	3	0	3
<u>American Indian or Alaska Native</u>	0	0	0
<u>Asian</u>	0	0	0
<u>Black or African American</u>	0	0	0
<u>Native Hawaiian or Other Pacific Islander</u>	0	0	0
<u>White</u>	8	1	9
<u>Two or more races</u>	2	1	3
<u>Race and ethnicity unknown</u>	0	0	0
<b>Total women</b>	15	2	17
<b>Grand Total (men+women)</b>	52	9	61

Institution: New Mexico Institute of Mining and Technology (187967)

User ID: P1879671

**Part A - Fall Enrollment - Summary by race/ethnicity**

Fall enrollment totals			
CIPCODE: 40.0000 -- Physical Sciences			
Students enrolled for credit	Total full-time students	Total part-time students	Grand total, all students
<b>Men</b>			
<u>Nonresident alien</u>	15	2	17
<u>Hispanic/Latino</u>	17	3	20
<u>American Indian or Alaska Native</u>	4	0	4
<u>Asian</u>	1	0	1
<u>Black or African American</u>	0	0	0
<u>Native Hawaiian or Other Pacific Islander</u>	0	0	0
<u>White</u>	100	11	111
<u>Two or more races</u>	3	1	4
<u>Race and ethnicity unknown</u>	1	0	1
<b>Total men</b>	141	17	158
<b>Women</b>			
<u>Nonresident alien</u>	6	1	7
<u>Hispanic/Latino</u>	19	2	21
<u>American Indian or Alaska Native</u>	4	0	4
<u>Asian</u>	2	0	2
<u>Black or African American</u>	2	0	2
<u>Native Hawaiian or Other Pacific Islander</u>	0	0	0
<u>White</u>	60	7	67
<u>Two or more races</u>	5	1	6
<u>Race and ethnicity unknown</u>	0	0	0
<b>Total women</b>	98	11	109
<b>Grand Total (men+women)</b>	239	28	267

Institution: New Mexico Institute of Mining and Technology (187967)

User ID: P1879671

**Part A - Fall Enrollment - Summary by race/ethnicity**

Fall enrollment totals			
CIPCODE: 52.0000 -- Business, Management, Marketing and Related Support Services			
Students enrolled for credit	Total full-time students	Total part-time students	Grand total, all students
<b>Men</b>			
<u>Nonresident alien</u>	0	0	0
<u>Hispanic/Latino</u>	4	3	7
<u>American Indian or Alaska Native</u>	0	1	1
<u>Asian</u>	0	0	0
<u>Black or African American</u>	0	0	0
<u>Native Hawaiian or Other Pacific Islander</u>	0	0	0
<u>White</u>	5	7	12
<u>Two or more races</u>	0	0	0
<u>Race and ethnicity unknown</u>	0	0	0
<b>Total men</b>	9	11	20
<b>Women</b>			
<u>Nonresident alien</u>	0	0	0
<u>Hispanic/Latino</u>	0	2	2
<u>American Indian or Alaska Native</u>	1	1	2
<u>Asian</u>	0	0	0
<u>Black or African American</u>	0	0	0
<u>Native Hawaiian or Other Pacific Islander</u>	0	0	0
<u>White</u>	1	1	2
<u>Two or more races</u>	1	0	1
<u>Race and ethnicity unknown</u>	0	0	0
<b>Total women</b>	3	4	7
<b>Grand Total (men+women)</b>	12	15	27

Institution: New Mexico Institute of Mining and Technology (187967)

User ID: P1879671

**Part B - Fall Enrollment by Age and Gender for Full-time Undergraduate Students****NOTE: These data are optional this year.****Enrollment as of the institution's official fall reporting date or as of October 15, 2012**

Age	Full-time Undergraduate Students	
	Men	Women
Under 18	13	6
18-19	422	161
20-21	294	115
22-24	155	55
25-29	73	11
30-34	25	8
35-39	13	3
40-49	2	2
50-64	0	1
65 and over	0	0
Age unknown/unreported	0	0
Total full-time undergraduate students (from part A)	997	362

Institution: New Mexico Institute of Mining and Technology (187967)

User ID: P1879671

**Part B - Fall Enrollment by Age and Gender for Part-time Undergraduate Students****NOTE: These data are optional this year.****Enrollment as of the institution's official fall reporting date or as of October 15, 2012**

Age	Part-time Undergraduate Students	
	Men	Women
Under 18	<input type="text" value="13"/>	<input type="text" value="6"/>
18-19	<input type="text" value="8"/>	<input type="text" value="1"/>
20-21	<input type="text" value="11"/>	<input type="text" value="4"/>
22-24	<input type="text" value="18"/>	<input type="text" value="5"/>
25-29	<input type="text" value="12"/>	<input type="text" value="7"/>
30-34	<input type="text" value="5"/>	<input type="text" value="5"/>
35-39	<input type="text" value="4"/>	<input type="text" value="6"/>
40-49	<input type="text" value="6"/>	<input type="text" value="13"/>
50-64	<input type="text" value="16"/>	<input type="text" value="41"/>
65 and over	<input type="text" value="4"/>	<input type="text" value="21"/>
Age unknown/unreported	0	0
<b>Total part-time undergraduate students (from part A)</b>	<b>97</b>	<b>109</b>

Institution: New Mexico Institute of Mining and Technology (187967)

User ID: P1879671

**Part B - Fall Enrollment by Age and Gender for Full-time Graduate Students****NOTE: These data are optional this year.****Enrollment as of the institution's official fall reporting date or as of October 15, 2012**

Age	<u>Full-time Graduate Students</u>	
	Men	Women
Under 18	<input type="text" value="0"/>	<input type="text" value="0"/>
18-19	<input type="text" value="1"/>	<input type="text" value="0"/>
20-21	<input type="text" value="1"/>	<input type="text" value="3"/>
22-24	<input type="text" value="63"/>	<input type="text" value="19"/>
25-29	<input type="text" value="69"/>	<input type="text" value="33"/>
30-34	<input type="text" value="25"/>	<input type="text" value="11"/>
35-39	<input type="text" value="8"/>	<input type="text" value="4"/>
40-49	<input type="text" value="7"/>	<input type="text" value="1"/>
50-64	<input type="text" value="2"/>	<input type="text" value="1"/>
65 and over	<input type="text" value="0"/>	<input type="text" value="0"/>
Age unknown/unreported	0	0
Total full-time graduate students (from part A)	176	72

**Part B - Fall Enrollment by Age and Gender for Part-time Graduate Students**

**NOTE: These data are optional this year.**

**Enrollment as of the institution's official fall reporting date or as of October 15, 2012**

Age	<u>Part-time Graduate Students</u>	
	Men	Women
Under 18	<input type="text" value="0"/>	<input type="text" value="0"/>
18-19	<input type="text" value="0"/>	<input type="text" value="0"/>
20-21	<input type="text" value="0"/>	<input type="text" value="0"/>
22-24	<input type="text" value="7"/>	<input type="text" value="5"/>
25-29	<input type="text" value="33"/>	<input type="text" value="25"/>
30-34	<input type="text" value="26"/>	<input type="text" value="21"/>
35-39	<input type="text" value="13"/>	<input type="text" value="31"/>
40-49	<input type="text" value="25"/>	<input type="text" value="31"/>
50-64	<input type="text" value="23"/>	<input type="text" value="37"/>
65 and over	<input type="text" value="7"/>	<input type="text" value="8"/>
Age unknown/unreported	0	0
Total part-time graduate students (from part A)	134	158

Institution: New Mexico Institute of Mining and Technology (187967)

User ID: P1879671

**Part C - Screening Question**

**Did any of your first-time degree/certificate-seeking undergraduate students (reported in Part A) enroll within 12 months of graduating high school or receiving their GED?**

- Yes, we have first-time students who enrolled within 12 months of their high school graduation.
- No, we do not have any first-time students who enrolled within 12 months of their high school graduation.

**You may use the space below to provide context for the data you've reported above.**



**Part C - Residence of First-time Undergraduates**

**Enrollment as of the institution's official fall reporting date or as of October 15, 2012**

State of <u>residence</u> when student was first admitted	FIPS Code	 Total <u>first-time</u> degree/certificate-seeking undergraduates (1)	Of students in column 1, those who enrolled <b>within 12 months</b> of high school graduation or receiving their GED (2)
Alabama	01	<input type="text" value="0"/>	<input type="text" value="0"/>
Alaska	02	<input type="text" value="0"/>	<input type="text" value="0"/>
Arizona	04	<input type="text" value="2"/>	<input type="text" value="2"/>
Arkansas	05	<input type="text" value="0"/>	<input type="text" value="0"/>
California	06	<input type="text" value="19"/>	<input type="text" value="19"/>
Colorado	08	<input type="text" value="7"/>	<input type="text" value="7"/>
Connecticut	09	<input type="text" value="0"/>	<input type="text" value="0"/>
Delaware	10	<input type="text" value="0"/>	<input type="text" value="0"/>
District of Columbia	11	<input type="text" value="0"/>	<input type="text" value="0"/>
Florida	12	<input type="text" value="1"/>	<input type="text" value="1"/>
Georgia	13	<input type="text" value="1"/>	<input type="text" value="1"/>
Hawaii	15	<input type="text" value="0"/>	<input type="text" value="0"/>
Idaho	16	<input type="text" value="1"/>	<input type="text" value="1"/>
Illinois	17	<input type="text" value="4"/>	<input type="text" value="4"/>
Indiana	18	<input type="text" value="0"/>	<input type="text" value="0"/>
Iowa	19	<input type="text" value="0"/>	<input type="text" value="0"/>
Kansas	20	<input type="text" value="0"/>	<input type="text" value="0"/>
Kentucky	21	<input type="text" value="0"/>	<input type="text" value="0"/>
Louisiana	22	<input type="text" value="0"/>	<input type="text" value="0"/>
Maine	23	<input type="text" value="1"/>	<input type="text" value="1"/>

Institution: New Mexico Institute of Mining and Technology (187967)

User ID: P1879671

**Part C - Residence of First-time Undergraduates**Enrollment as of the institution's official fall reporting date or as of October 15, 2012

State of <u>residence</u> when student was first admitted	FIPS Code	Total <u>first-time</u> degree/certificate-seeking undergraduates (1)	Of students in column 1, those who enrolled <b>within 12 months</b> of high school graduation or receiving their GED (2)
Maryland	24	<input type="text" value="2"/>	<input type="text" value="2"/>
Massachusetts	25	<input type="text" value="1"/>	<input type="text" value="1"/>
Michigan	26	<input type="text" value="0"/>	<input type="text" value="0"/>
Minnesota	27	<input type="text" value="0"/>	<input type="text" value="0"/>
Mississippi	28	<input type="text" value="0"/>	<input type="text" value="0"/>
Missouri	29	<input type="text" value="0"/>	<input type="text" value="0"/>
Montana	30	<input type="text" value="0"/>	<input type="text" value="0"/>
Nebraska	31	<input type="text" value="1"/>	<input type="text" value="1"/>
Nevada	32	<input type="text" value="1"/>	<input type="text" value="1"/>
New Hampshire	33	<input type="text" value="0"/>	<input type="text" value="0"/>
New Jersey	34	<input type="text" value="1"/>	<input type="text" value="1"/>
New Mexico	35	<input type="text" value="270"/>	<input type="text" value="268"/>
New York	36	<input type="text" value="1"/>	<input type="text" value="1"/>
North Carolina	37	<input type="text" value="0"/>	<input type="text" value="0"/>
North Dakota	38	<input type="text" value="0"/>	<input type="text" value="0"/>
Ohio	39	<input type="text" value="0"/>	<input type="text" value="0"/>
Oklahoma	40	<input type="text" value="0"/>	<input type="text" value="0"/>
Oregon	41	<input type="text" value="0"/>	<input type="text" value="0"/>
Pennsylvania	42	<input type="text" value="0"/>	<input type="text" value="0"/>
Rhode Island	44	<input type="text" value="0"/>	<input type="text" value="0"/>

**Part C - Residence of First-time Undergraduates**

**Enrollment as of the institution's official fall reporting date or as of October 15, 2012**

State of <u>residence</u> when student was first admitted	FIPS Code	Total <u>first-time</u> degree/certificate-seeking undergraduates (1)	Of students in column 1, those who enrolled <b>within 12 months</b> of high school graduation or receiving their GED (2)
South Carolina	45	<input type="text" value="1"/>	<input type="text" value="1"/>
South Dakota	46	<input type="text" value="0"/>	<input type="text" value="0"/>
Tennessee	47	<input type="text" value="0"/>	<input type="text" value="0"/>
Texas	48	<input type="text" value="14"/>	<input type="text" value="14"/>
Utah	49	<input type="text" value="2"/>	<input type="text" value="2"/>
Vermont	50	<input type="text" value="0"/>	<input type="text" value="0"/>
Virginia	51	<input type="text" value="0"/>	<input type="text" value="0"/>
Washington	53	<input type="text" value="3"/>	<input type="text" value="3"/>
West Virginia	54	<input type="text" value="0"/>	<input type="text" value="0"/>
Wisconsin	55	<input type="text" value="0"/>	<input type="text" value="0"/>
Wyoming	56	<input type="text" value="0"/>	<input type="text" value="0"/>
<u>State Unknown</u>	57	<input type="text" value="13"/>	<input type="text" value="13"/>
American Samoa	60	<input type="text" value="0"/>	<input type="text" value="0"/>
Federated States of Micronesia	64	<input type="text" value="0"/>	<input type="text" value="0"/>
Guam	66	<input type="text" value="0"/>	<input type="text" value="0"/>
Marshall Islands	68	<input type="text" value="0"/>	<input type="text" value="0"/>
Northern Marianas	69	<input type="text" value="0"/>	<input type="text" value="0"/>
Palau	70	<input type="text" value="0"/>	<input type="text" value="0"/>
Puerto Rico	72	<input type="text" value="0"/>	<input type="text" value="0"/>
Virgin Islands	78	<input type="text" value="0"/>	<input type="text" value="0"/>
Foreign Countries	90	<input type="text" value="2"/>	<input type="text" value="2"/>
Residence unknown/unreported	98	<input type="text" value="0"/>	<input type="text" value="0"/>
Total first-time degree/certificate-seeking undergraduates (from Part A)		348	346

You may use the space below to provide context for the data you've reported above.

Institution: New Mexico Institute of Mining and Technology (187967)

User ID: P1879671

**Part D - Total Undergraduate Entering Class****Total Undergraduate Entering Class, Fall 2012**

Total Undergraduate Entering Class, Fall 2012		
D1	Total full-time, first-time degree/certificate-seeking <u>undergraduates</u> from Part A (GR <u>cohort</u> )	346
D2	Total <u>first-time</u> degree/certificate-seeking undergraduates (full-time + part-time) from Part A	348
D3	Total <u>transfer-in</u> degree/certificate-seeking undergraduates (full-time + part-time) from Part A	104
D4	Total <u>non-degree/certificate-seeking</u> undergraduates (full-time + part-time) from Part A	140
D5	Of the total non-degree/certificate-seeking undergraduates displayed on line D4, <b>the number that are new to the institution in Fall 2012</b>	<input type="text" value="23"/>
D6	Total <u>entering students</u> at the undergraduate level <b>Note:</b> This is calculated as first-time students (line D2) + students transferring to the institution (line D3) + non-degree/certificate-seeking undergraduates entering in Fall 2012 (line D5).	475
D7	Percentage of undergraduate entering class represented by your GR <u>cohort</u> (line D1/line D6)	73

**Part E - First-time Bachelor's Cohort Retention Rates (Full-time)**

Retention Rates

**Full-time, First-time Bachelor's Cohort from Fall 2011**

Academic reporters determine the cohort and retention as of the institution's official fall reporting date or as of October 15. Program reporters determine the cohort with enrollment any time between August 1 and October 31, 2011 and retention based on August 1, 2012.

The retention rate is calculated by the system after clicking "Save" on the screen. Exclusions are subtracted from the original cohort and the resulting adjusted cohort is used for calculating the retention rate.

**Retention Data Reporting Reminders:**

- Include only **full-time, first-time bachelor's** students in this cohort.
- Determine the full-time cohort using Fall 2011 status (e.g. if a student was full-time in Fall 2011, report them in the full-time cohort regardless of their Fall 2012 status).
- If there are no students to report in the cohort, enter zero. Do not leave the field blank.
- Report in the exclusions box (line E2) the number of students from the cohort who left the institution for any of the following reasons: died or were totally and permanently disabled; to serve in the armed forces (including those called to active duty); to serve with a foreign aid service of the Federal Government (e.g. Peace Corps); or to serve on official church missions.

Prior year data (Fall 2010 cohort)

**FULL-TIME, FIRST-TIME BACHELOR'S COHORT RETENTION:**

<b>E1</b>	Full-time, first-time Fall 2011 bachelor's cohort	<input type="text" value="324"/>	<b>333</b>	
<b>E2</b>	<u>Exclusions</u> from the Fall 2011 cohort	<input type="text" value="0"/>	<b>0</b>	
<b>E3</b>	<b>Adjusted</b> Fall 2011 cohort (line E1- line E2)	324	<b>333</b>	
<b>E4</b>	Students from Fall 2011 cohort <b>still enrolled</b> as of Fall 2012	<input type="text" value="241"/>	<b>235</b>	
<b>E5</b>	Full-time, first-time Fall 2011 bachelor's cohort retention rate (line E4 / line E3)	74 %	<b>71</b>	%

 You may use the space below to provide context for the data you've reported above.

These context notes will be posted on the College Navigator website, and should be written to be understood by students and parents.

**Part E - First-time Bachelor's Cohort Retention Rates (Part-time)**

Retention Rates

**Part-time, First-time Bachelor's Cohort from Fall 2011**


Academic reporters determine the cohort and retention as of the institution's official fall reporting date or as of October 15. Program reporters determine the cohort with enrollment any time between August 1 and October 31, 2011 and retention based on August 1, 2012.

The retention rate is calculated by the system after clicking "Save" on the screen. Exclusions are subtracted from the original cohort and the resulting adjusted cohort is used for calculating the retention rate.

**Retention Data Reporting Reminders:**

- Include only **part-time, first-time bachelor's-seeking** students in this cohort.
- Determine part-time using Fall 2011 attendance status (e.g. if a student was part-time in Fall 2011, report them in the part-time cohort regardless of their Fall 2012 status).
- If there are no students to report in the cohort, enter zero. Do not leave the field blank.
- Report in the exclusions box (line E7) the number of students from the cohort who left the institution for any of the following reasons: died or were totally and permanently disabled; to serve in the armed forces (including those called to active duty); to serve with a foreign aid service of the Federal Government (e.g. Peace Corps); or to serve on official church missions.

				Prior year data (Fall 2010 cohort)
<b>PART-TIME, FIRST-TIME BACHELOR'S COHORT RETENTION:</b>				
<b>E6</b>	Part-time, first-time Fall 2011 bachelor's cohort	<input type="text" value="0"/>	<b>3</b>	
<b>E7</b>	<u>Exclusions</u> from the Fall 2011 cohort	<input type="text" value="0"/>	<b>0</b>	
<b>E8</b>	<b>Adjusted</b> Fall 2011 cohort (line E6 - line E7)	0	<b>3</b>	
<b>E9</b>	Students from Fall 2011 cohort <b>still enrolled</b> as of Fall 2012	<input type="text" value="0"/>	<b>0</b>	
<b>E10</b>	Part-time, first-time Fall 2011 bachelor's cohort retention rate (line E9 / line E8)		% <b>0</b> %	%

 You may use the space below to provide context for the data you've reported above. These context notes will be posted on the College Navigator website, and should be written to be understood by students and parents.

There were no Part-Time First-Time students enrolled for Fall 2011, even though the university does enroll such students.


### Part F - Student-to-Faculty Ratio

Please provide your institution's student-to-faculty ratio (i.e., student-to-instructional staff) for undergraduate programs for Fall 2012. The student-to-faculty ratio and any accompanying context that is provided will be displayed on College Navigator.

**Note:** Logic in this item is similar to item I-2 from the Common Data Set data collection.

Click [here](#) to use a worksheet to help you determine the student-to-faculty ratio

Student-to-faculty ratio	<input type="text" value="12"/>	to 1
Student-to-faculty ratio prior year	13	to 1

 You may use the space below to provide context for the data you've reported above. These context notes will be posted on the College Navigator website, and should be written to be understood by students and parents.

This is calculated using a Faculty FTE of 136.67 and a Student FTE of 1679.33

Institution: New Mexico Institute of Mining and Technology (187967)

User ID: P1879671

**Prepared by****This survey component was prepared by:**

<input checked="" type="radio"/>	Keyholder	<input type="radio"/>	SFA Contact	<input type="radio"/>	HR Contact	<input type="radio"/>	Finance Contact	<input type="radio"/>	Other
Name:	<input type="text" value="Stephany Moore"/>								
Email:	<input type="text" value="smoore@admin.nmt.edu"/>								

How long did it take to prepare this survey component?  hours  minutes

The name of the preparer is being collected so that we can follow up with the appropriate person in the event that there are questions concerning the data. The Keyholder will be copied on all email correspondence to other preparers.

The time it took to prepare this component is being collected so that we can continue to improve our estimate of the reporting burden associated with IPEDS. Please include in your estimate the time it took for you to review instructions, query and search data sources, complete and review the component, and submit the data through the Data Collection System.

Thank you for your assistance.



Institution: New Mexico Institute of Mining and Technology (187967)

User ID: P1879671

**Summary**

### Fall Enrollment Survey Summary Four-Year Institutions with Graduate Students

IPEDS collects important information regarding your institution. All data reported in IPEDS survey components become available in the IPEDS Data Center and appear as aggregated data in various Department of Education reports. Additionally, some of the reported data appears specifically for your institution through the College Navigator website and is included in your institution's Data Feedback Report (DFR). The purpose of this summary is to provide you an opportunity to view some of the data that, when accepted through the IPEDS quality control process, will appear on the College Navigator website and/or your DFR. College Navigator is updated approximately three months after the data collection period closes and Data Feedback Reports will be available through the ExPT and sent to your institution's CEO in November 2013.

Please review your data for accuracy. If you have questions about the data displayed below after reviewing the data reported on the survey screens, please contact the IPEDS Help Desk at: 1-877-225-2568 or [ipedshelp@rti.org](mailto:ipedshelp@rti.org).

<b>Student Enrollment</b>	
Total enrollment	2,105
Undergraduate enrollment	1,565
Undergraduate transfer-in enrollment	104
Graduate enrollment	540
Student-to-faculty ratio	12 to 1

<b>Student Characteristics (All Students)</b>	
Percent of all students who are female	33%
Percent of all students by race/ethnicity:	
American Indian or Alaska Native	3%
Asian	3%
Black or African American	2%
Hispanic/Latino	23%
Native Hawaiian or Pacific Islander	0%
White	60%
Two or More Races	3%
Race and ethnicity unknown	1%
Nonresident alien	6%

<b>Undergraduate Student Characteristics</b>	
Percent of undergraduates who are female	30%
Percent of undergraduates who are full-time	87%
Percent of undergraduates by race/ethnicity:	

American Indian or Alaska Native	3%
Asian	3%
Black or African American	2%
Hispanic/Latino	26%
Native Hawaiian or Pacific Islander	0%
White	60%
Two or More Races	3%
Race and ethnicity unknown	0%
Nonresident alien	2%
Percent of first-time degree/certificate seeking students from in state	78%
Percent of first-time degree/certificate seeking students from out-of-state	22%
Percent of first-time degree/certificate seeking students from foreign countries	1%
Percent of first-time degree/certificate seeking students residency unknown	0%

Undergraduate Retention and Graduation Rate Cohort	
First-time, full-time bachelor's seeking student retention rate	74%
First-time, part-time bachelor's seeking student retention rate	
Graduation rate cohort as percent of total entering students	73%

Graduate Student Characteristics	
Percent of graduate students who are female	43%
Percent of graduate students who are full-time	46%

Institution: New Mexico Institute of Mining and Technology (187967)      User ID: P1879671

[Edit Report](#)

### Fall Enrollment

#### New Mexico Institute of Mining and Technology (187967)

Source	Description	Severity	Resolved	Options
<b>Screen: Graduates</b>				
Screen Entry	The number entered (134) does not lie within the expected range of between 49 and 113 based on enrollment data reported last year. Please correct your data or provide an explanation. (Error #6304)	Explanation	Yes	
Reason:	The numbers entered are correct according to our enrollment database.			
Screen Entry	The number entered (158) does not lie within the expected range of between 38 and 88 based on enrollment data reported last year. Please correct your data or provide an explanation. (Error #6304)	Explanation	Yes	
Reason:	The numbers entered are correct according to our enrollment database.			

