

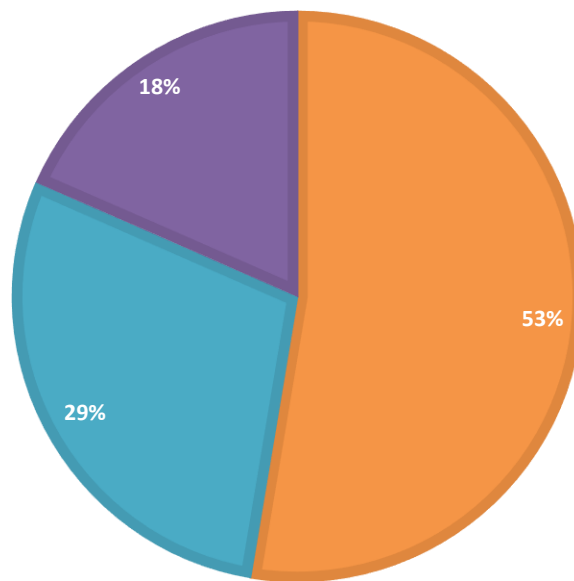
# New Mexico Tech Graduates Post Graduation Plans June 2023 - May 2024

## Overview

**320 Associate's, Bachelor's, Master's, Graduate Certificates, and Doctoral degrees awarded**  
38 recipients of these degrees either reported plans (11.87%)  
31 are not seeking employment (81.58% for whom information was received)  
    20 reported permanent, as opposed to summer or temporary jobs (52.63% of those for whom information was received)  
    11 planned to continue their education (28.95% of those for whom information was received)  
    0 planned to do something else (0% for whom information was received)  
7 were seeking employment (18.42% for whom information was received)  
    1 of those seeking employment had not started looking for a job (2.63% for whom information was received)  
    0 of those seeking employment were international students (0% for whom information was received)  
    1 of those seeking employment did not utilize Career Service services/offerings (2.63% for whom information was received)

## POST-GRADUATE PLANS

Employed Graduate School Unemployed



## Information by Degree Level

### **1 Associate's degrees awarded**

0 recipients reported their post-graduation plans (0%)

### **3 Graduate certificates awarded**

0 recipients reported their post-graduation plans (0%)

### **203 Bachelor's degrees awarded**

23 recipients of these degrees reported their post-graduation plans (11.33%)

7 reported permanent, as opposed to summer or temporary jobs (30.43% of those for whom information was received.)

10 planned to continue their education (43.48% of those for whom information was received) 5 were seeking employment (21.74% for whom information was received)

1 planned to do something else (4.35% for whom information was received)

### **91 Master's degrees awarded**

11 recipients reported their post-graduation plans (12.09%)

9 reported permanent jobs, as opposed to summer or temporary jobs (81.81% of those for whom information was received)

1 planned to continue their education (9.09% for whom information was received)

1 were seeking employment (9.09% for whom information was received)

### **22 Doctoral degrees awarded**

4 recipients reported their post-graduation plans (18.18%)

4 reported employment (100% for whom information was received)

## Students Using Career Services

23 students went to a Career Fair (60.53% for whom information was received)

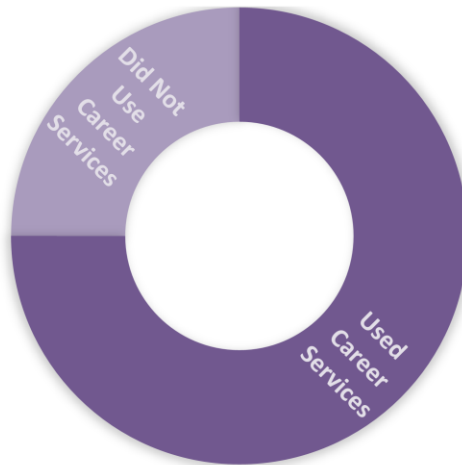
12 students went to a resume/cover letter review (31.58% for whom information was received) 10 students had on on-campus interview (26.32% for whom information was received)

15 students used Handshake to look for a job (39.47% for whom information was received)

10 students attended at least one workshop (26.32% for whom information was received)

31 students used at least one Career Services offering (81.58% for whom information was received). 1 unemployed students did not use a Career Services offering (2.63% of unemployed students for whom information was received).

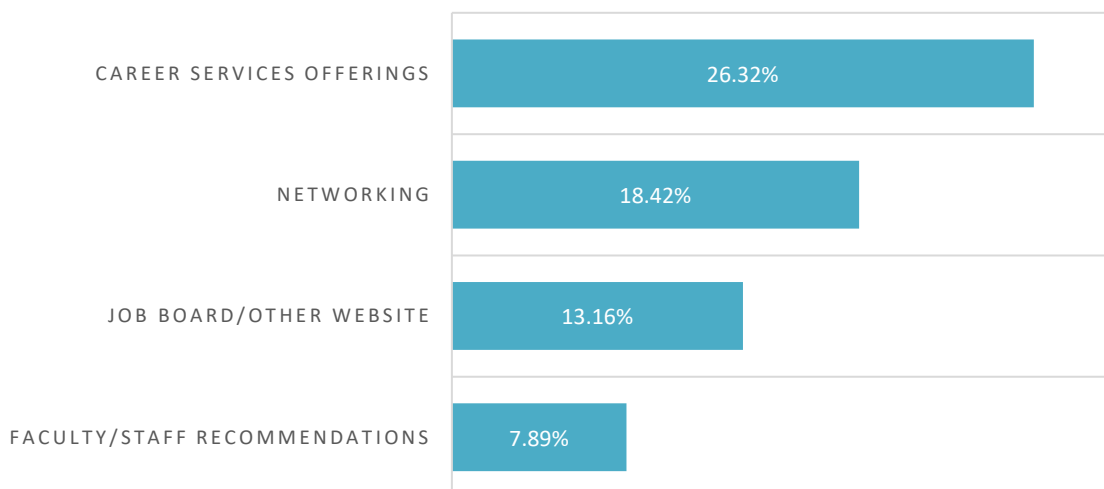
## EMPLOYED STUDENTS USING CAREER SERVICES OFFERINGS



### Job Search Methods Leading to Employment

- 10 students said Career Services offerings led to employment (26.32% for whom information was received that reported they were employed)
- 7 said networking led to employment (18.42% for whom information was received that reported they were employed)
- 5 said a job board or other website led to employment (13.16% for whom information was received that reported they were employed)
- 3 students said a faculty/staff recommendation led to employment (7.89% for whom information was received that reported they were employed)

## JOB SEARCH METHODS LEADING TO EMPLOYMENT



## **Permanent US Job Locations Reported**

ASRC Federal  
California State University, Northridge  
Freeport McMoRan  
Inspire  
Intel  
KeyLogic  
Kirkland Air Force Base  
Los Alamos National Laboratory  
Lovelace Biomedical Research Institute

National Institute of Health  
NAVSEA / Crane  
Nevada Gold Mines  
Presbyterian College, Clinton, SC  
Sandia National Labs  
U.S. Air Force  
Ultramain Systems  
University of Iowa  
X-Bow Systems

## **Graduate Schools Reported**

Clemson University  
Colorado State University  
New Mexico Institute of Mining and Technology  
University of New Mexico  
UW Milwaukee  
Vanderbilt

# INFORMATION BY MAJORS

(Some students are employed and going to grad school)

## ASTROPHYSICS

### *Doctorate*

Number of Graduates: 1  
Employed: 1  
Graduate School: 0  
Seeking Employment: 0  
No Information Received: 0

## BIOLOGY

### *Bachelor's*

Number of Graduates: 2  
Employed: 2  
Graduate School: 0  
Seeking Employment: 0  
No Information Received: 0

## BIOMEDICAL SCIENCES

### *Bachelor's*

Number of Graduates: 3  
Employed: 0  
Graduate School: 3  
Seeking Employment: 0  
No Information Received: 0

## CHEMICAL ENGINEERING

### *Bachelor's*

Number of Graduates: 1  
Employed: 0  
Graduate School: 0  
Seeking Employment: 1  
No Information Received: 0

### *Master's*

Number of Graduates: 1  
Employed: 1  
Graduate School: 0  
Seeking Employment: 0  
No Information Received: 0

## CHEMISTRY

### *Doctorate*

Number of Graduates: 1  
Employed: 1  
Graduate School: 0  
Seeking Employment: 0  
No Information Received: 0

## COMPUTER SCIENCE

### *Bachelor's*

Number of Graduates: 3  
Employed: 1  
Graduate School: 1  
Seeking Employment: 1  
No Information Received: 0

### *Master's*

Number of Graduates: 1  
Employed: 1  
Graduate School: 0  
Seeking Employment: 0  
No Information Received: 0

### *Doctorate*

Number of Graduates: 2  
Employed: 2  
Graduate School: 0  
Seeking Employment: 0  
No Information Received: 0

## MATERIALS ENGINEERING

### *Master's*

Number of Graduates: 2  
Employed: 1  
Graduate School: 0  
Seeking Employment: 1  
No Information Received: 0

## MATHEMATICS

### *Bachelor's*

Number of Graduates: 3  
Employed: 0  
Graduate School: 1  
Seeking Employment: 1  
No Information Received: 1

## MECHANICAL ENGINEERING

### *Bachelor's*

Number of Graduates: 7  
Employed: 4  
Graduate School: 2  
Seeking Employment: 1  
No Information Received: 0

***Master's***

Number of Graduates: 1  
Employed: 1  
Graduate School: 0  
Seeking Employment: 0  
No Information Received: 0

**MINERAL ENGINEERING**

***Bachelor's***

Number of Graduates: 1  
Employed: 0  
Graduate School: 1  
Seeking Employment: 0  
No Information Received: 0

***Master's***

Number of Graduates: 5  
Employed: 5  
Graduate School: 0  
Seeking Employment: 0  
No Information Received: 0

**PHYSICS**

***Bachelor's***

Number of Graduates: 3  
Employed: 0  
Graduate School: 1  
Seeking Employment: 1  
No Information Received: 1

**TECHNICAL COMMUNICATION**

***Bachelor's***

Number of Graduates: 1  
Employed: 0  
Graduate School: 1  
Seeking Employment: 0  
No Information Received: 0

**TRANSDISCIPLINARY CYBERSECURITY**

***Master's***

Number of Graduates: 1  
Employed: 0  
Graduate School: 1  
Seeking Employment: 0